

This project has received funding from the European Research Council (ERC) under the European Union's Horizon 2020 research and innovation programme (grant agreement No 681647).

# ENUBET: the first monitored neutrino beam

A. Branca\* - University of Milano-Bicocca & INFN Sezione di Milano-Bicocca

\*on behalf of the ENUBET Collaboration

ICHEP 2022 - XLI International Conference on High Energy Physics

July 6-13, 2022 – Bologna, Italy

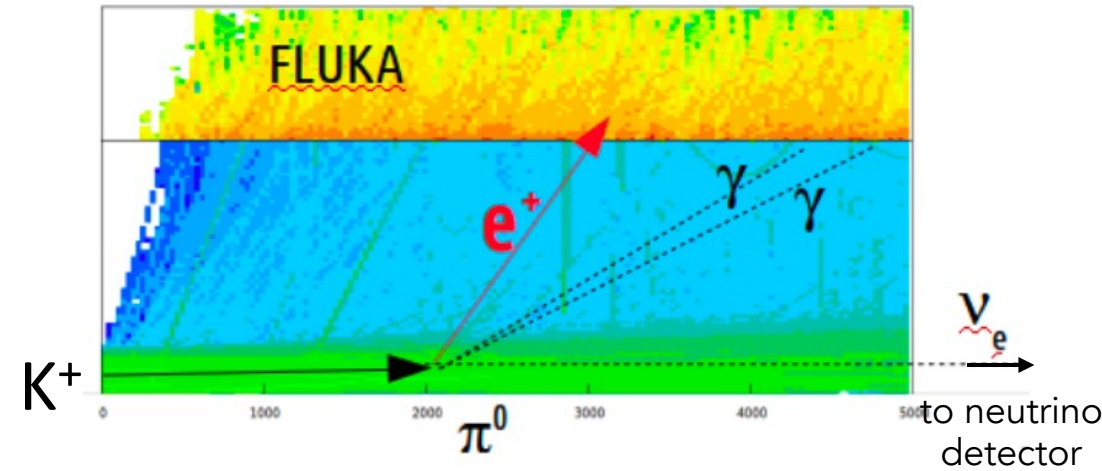
# Outline



❖ ENUBET is the project for the realization of the **first monitored neutrino beam**.

In the next slides:

- Beamline final design and parameters fine tuning;
- Chosen decay tunnel instrumentation;
- Lepton reconstruction PID performance;
- Hadroproduction systematics assessment;
- Demonstrator status;



❖ ENUBET: [ERC Consolidator Grant](#), June 2016 – May 2021 (COVID: extended to end 2022). PI: A. Longhin;

❖ Since April 2019: [CERN Neutrino Platform Experiment](#) – NP06/ENUBET – and part of [Physics Beyond Colliders \(PBS\)](#);

❖ [Collaboration](#): 60 physicists & 13 institutions; Spokespersons: A. Longhin, F. Terranova; Technical Coordinator: V. Mascagna;

Visit our webpage for further info and material!

<https://www.pd.infn.it/eng/enubet/>



ENUBET  
Enhanced NeUtrino BEams from kaon Tagging



# Systematics matter!

Next generation long-baseline experiments (DUNE & HyperK) conceived for precision  $\nu$ -oscillation measurements:

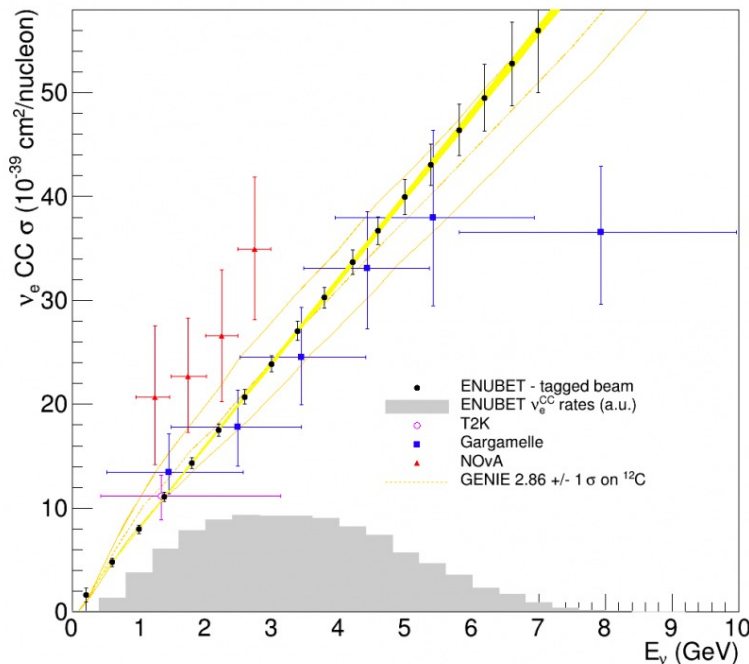
- test the 3-neutrino paradigm;
- determine the mass hierarchy;
- test CP asymmetry in the lepton sector;

$$N_{\nu_e}^{FAR} = P_{\nu_{\mu} \rightarrow \nu_e} \cdot \sigma_{\nu_e} \cdot \Phi_{\nu_{\mu}}^{FAR}$$

Very good knowledge needed!

Moreover  $\nu$ -interaction models would benefit from improved precision on cross-sections measurements

## ENUBET impact on $\sigma_{\nu_e}$



The purpose of ENUBET: design a narrow-band neutrino beam to measure

- neutrino cross-section and flavor composition at 1% precision level;
- neutrino energy at 10% precision level;



From the **European Strategy for Particle Physics Deliberation document**:

To extract the most physics from DUNE and Hyper-Kamiokande, a complementary programme of experimentation to determine neutrino cross-sections and fluxes is required. Several experiments aimed at determining neutrino fluxes exist worldwide. The possible implementation and impact of a facility to measure neutrino cross-sections at the percent level should continue to be studied.

# ENUBET: the first monitored neutrino beams

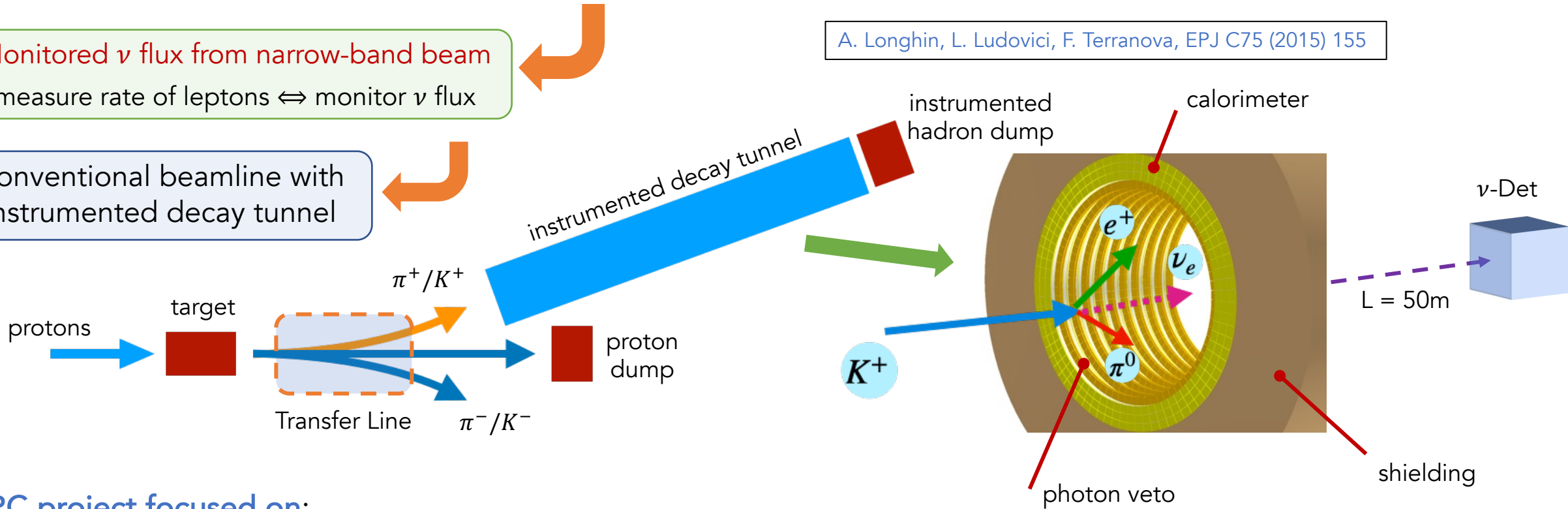


How do we achieve such a precision on the neutrino cross-section, flavor composition and energy?

Monitored  $\nu$  flux from narrow-band beam  
measure rate of leptons  $\Leftrightarrow$  monitor  $\nu$  flux

Conventional beamline with  
instrumented decay tunnel

A. Longhin, L. Ludovici, F. Terranova, EPJ C75 (2015) 155



❖ ERC project focused on:

measure positrons (instrumented decay tunnel) from  $K_{e3} \Rightarrow$  determination of  $\nu_e$  flux;

❖ As CERN NP06 project:

extend measure to muons (instrumented decay tunnel) from  $K_{\mu\nu}$  and (replacing hadron dump with range meter)

$\pi_{\mu\nu} \Rightarrow$  determination of  $\nu_\mu$  flux;

**Main systematics contributions are bypassed:** hadron production, beamline geometry & focusing, POT;



# The ENUBET beamline: the final design

## Transfer Line

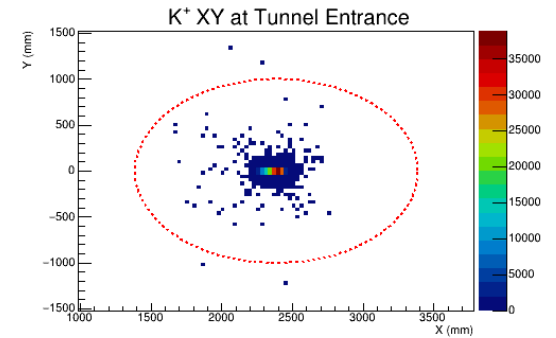
- normal conducting magnets;
- quadrupoles + 2 dipoles (1.8 T, total bending of 14.8°);
- short to minimize early K decays;
- small beam size;

## Tagger (decay tunnel)

- length of 40 m;
- radius of 1 m;

## Dumps

primary protons



## Rates @ Tunnel entrance for 400 GeV POT

$\pi^+$ [ $10^{-3}$ ]/POT	$K^+$ [ $10^{-3}$ ]/POT
4.13	0.34



~1.5X w.r.t. previous results

## Large bending angle of 14.8°:

- better collimated beam + reduced muons background + reduced  $\nu_e$  from early decays;

## Transfer Line:

- optics optimization w/ **TRANSPORT** (5% momentum bite centered @ 8.5 GeV) **G4Beamline** for particle transport and interactions;
- **FLUKA** for irradiation studies, **absorbers and rock** volumes included in simulation (not shown above);
- **optimized graphite target** 70 cm long & 3 cm radius (dedicated studies, scan geometry and different materials);
- **tungsten foil downstream target** to suppress positron background;
- tungsten alloy **absorber @ tagger entrance** to suppress backgrounds;

## Dumps:

- **Proton dump**: three cylindrical layers (graphite core -> aluminum layer -> iron layer);
- **Hadron dump**: same structure of the proton dump -> allows to reduce backscattering flux in tunnel;

## Full facility implemented in GEANT4:

- Control over all parameters;
- Access to the particles histories;
- assessment of the nu flux systematics

# $\nu_e^{CC}$ energy distribution @ detector

A total  $\nu_e^{CC}$  statistics of  $10^4$  events in  $\sim 3$  years

- @ SPS with  $4.5 \cdot 10^{19}$  POT/year;
- 500 tonne detector @ 50 m from tunnel end;

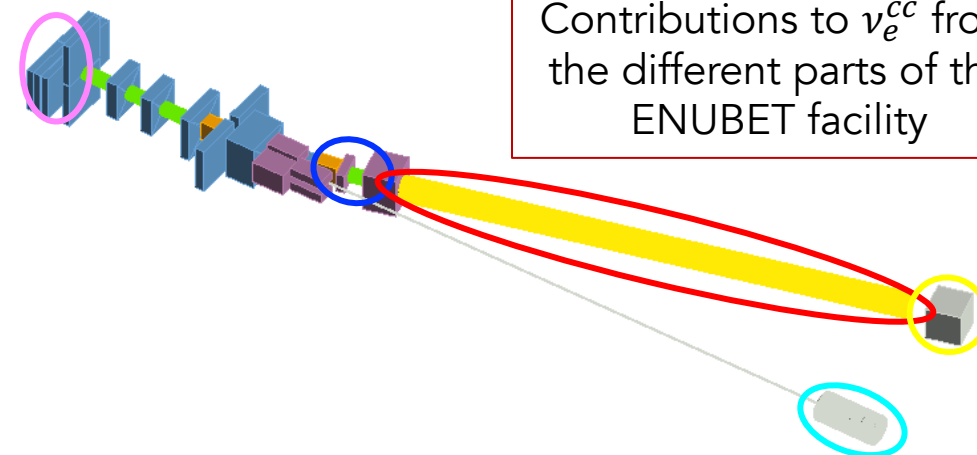
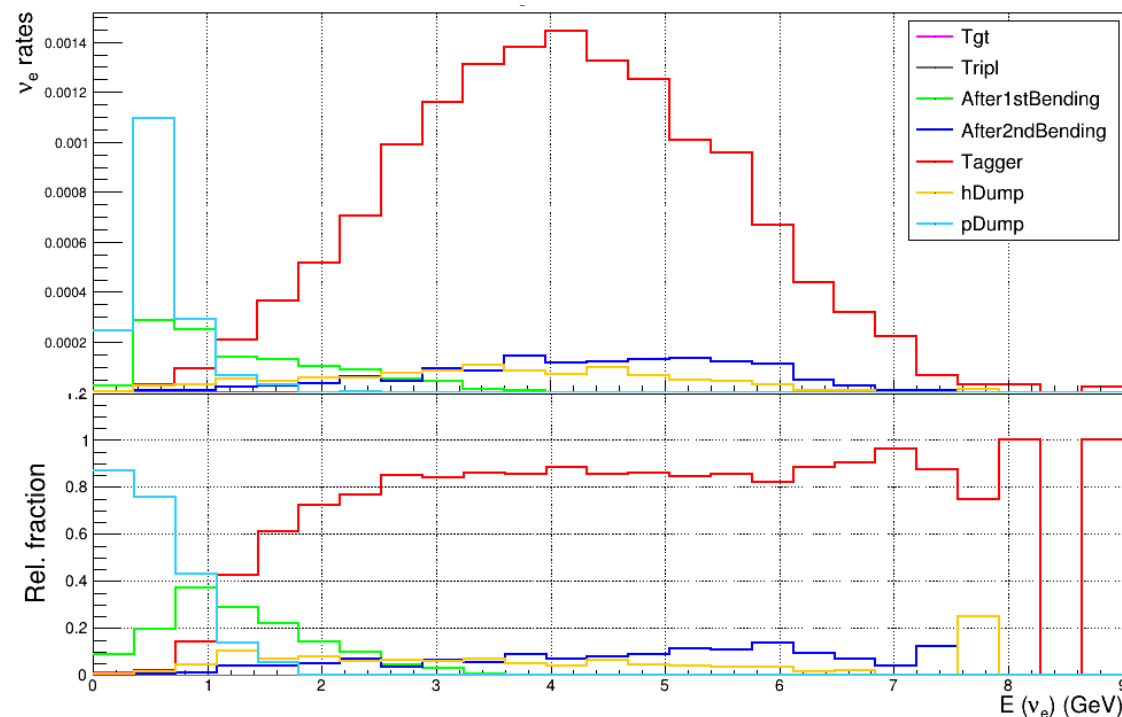
## Taggable component

About 80% of total  $\nu_e$  flux is produced by decays in the tunnel (above 1 GeV)

## Non taggable components:

- **Below 1 GeV:** main component produced in p-dump
  - clear separation from taggable ones (energy cut);
  - further improvements in separation optimizing p-dump position;
- **Above 1 GeV:** contributions from straight section before tagger and hadron-dump
  - rely on simulation for this component;

$\nu_e$  CC spectra



# $\nu_{\mu}^{CC}$ energy distribution @ detector



**Narrow-band off-axis Technique**  
 Narrow momentum beam  $O(5-10\%)$

$(E_{\nu}, R)$  are strongly correlated

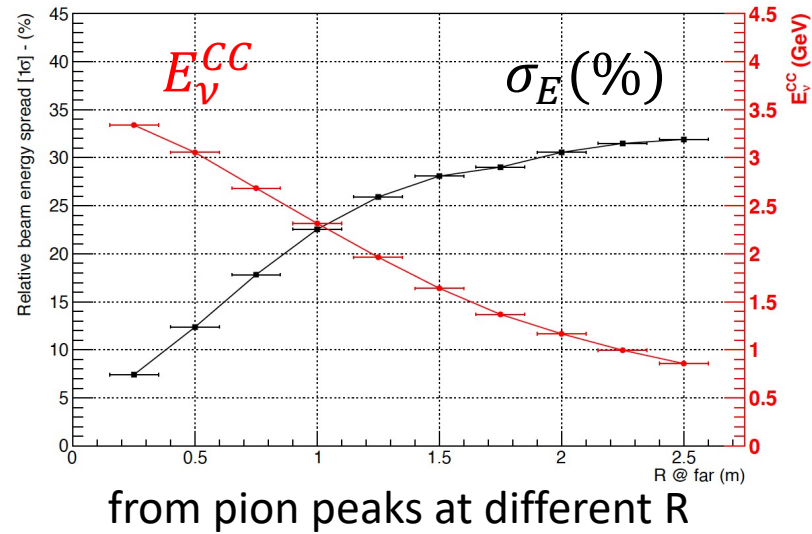
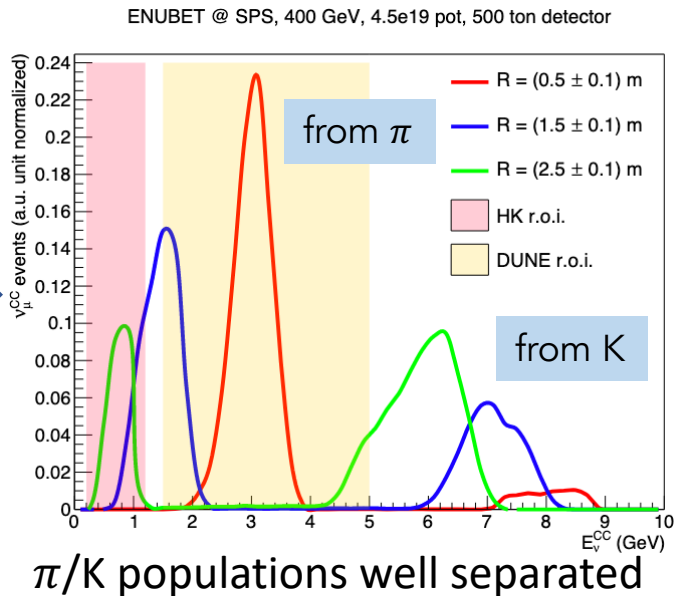
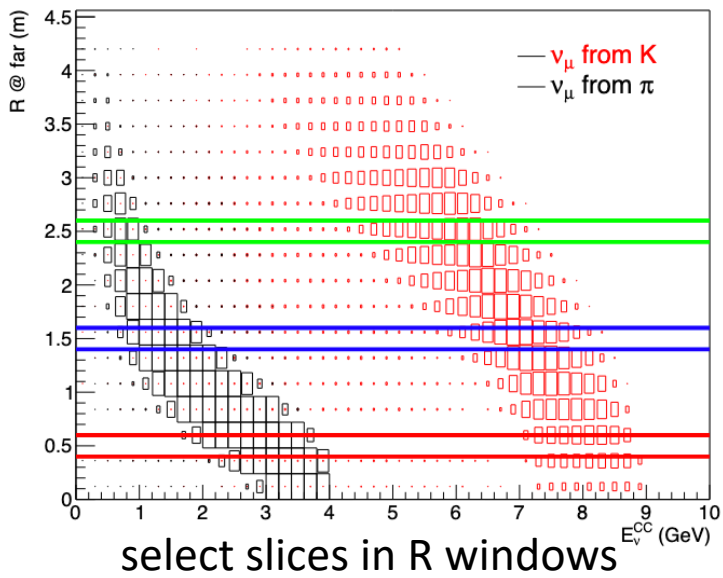
$E_{\nu}$  = neutrino energy;  
 R = radial distance of interaction vertex from beam axis;

Precise determination of  $E_{\nu}$ :  
 no need to rely on final state particles from  $\nu_{\mu}^{CC}$  interaction



- 8-25%  $E_{\nu}$  resolution from  $\pi$  in DUNE energy range;
- 30%  $E_{\nu}$  resolution from  $\pi$  in HyperK energy range (DUNE optimized TL w/ 8.5 GeV beam):
  - ongoing R&D: Multi-Momentum Beamline (4.5, 6 and 8.5 GeV) => HyperK & DUNE optimized;

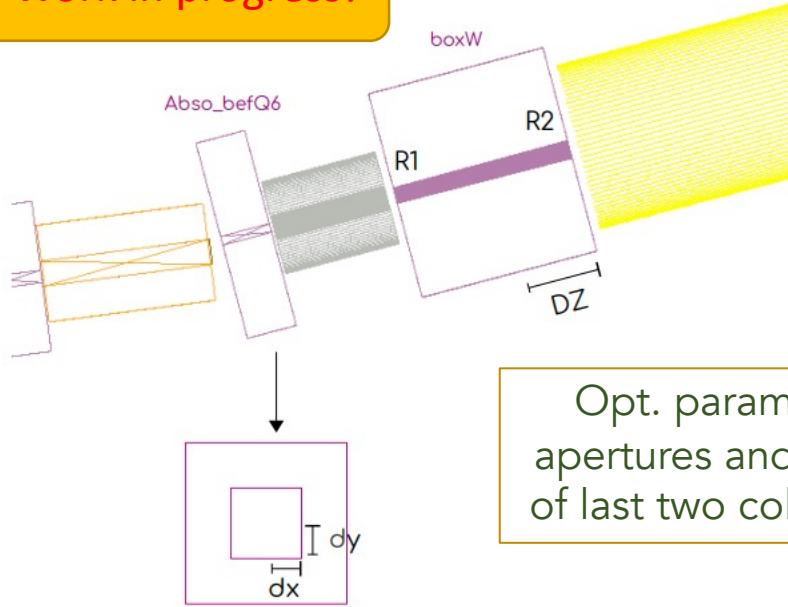
F. Acerbi et al., CERN-SPSC-2018-034



# The ENUBET beamline: optimization studies

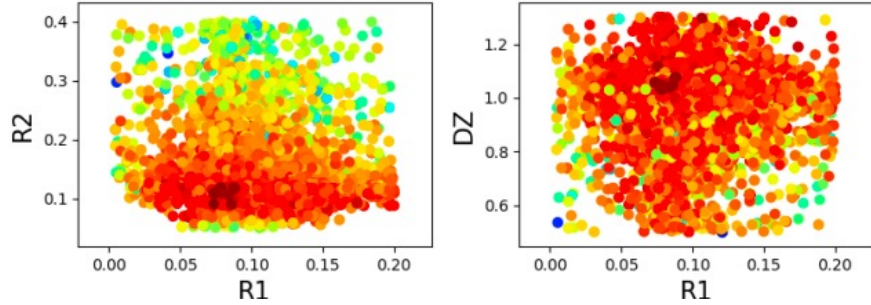


Work in progress!



Opt. parameters:  
apertures and shapes  
of last two collimators

FOM dependence on opt. parameters



FOM = signal/background

Signal:  $\pi$  &  $K$  @ tagger entrance

Background:  $e^+$  &  $\pi$  hitting tunnel walls

An optimization campaign is ongoing:

- Goal:** further improvement of the  $\pi/K$  flux at tunnel entrance while keeping background level low;
- Strategy:** scan parameters space of beamline to maximize FOM;
- Tools:** full facility implemented in Geant4 -> control with external cards all parameters -> systematic optimization with developed framework based on genetic algorithm;

Rates @ Tunnel entrance for 400 GeV POT	$\pi^+$ [ $10^{-3}$ ]/POT	$K^+$ [ $10^{-3}$ ]/POT
Design	4.13	0.34
Optimized	5.27	0.44

Background hitting tunnel walls	$e^+$ [ $10^{-3}$ ]/ $K^+$	$\pi^+$ [ $10^{-3}$ ]/ $K^+$
Design	7	59
Optimized	2	35

Preliminary

Preliminary

- About 28% gain in flux -> 2.4 years to collect  $10^4 \nu_e^{CC}$ ;
- Reduced backgrounds, but similar to signal shapes -> next step: improve FOM definition (include sgn/bkg distributions);

Preliminary




# Decay tunnel instrumentation prototype & tests

Prototype of sampling calorimeter built out of LCM with lateral WLS-fibers for light collection



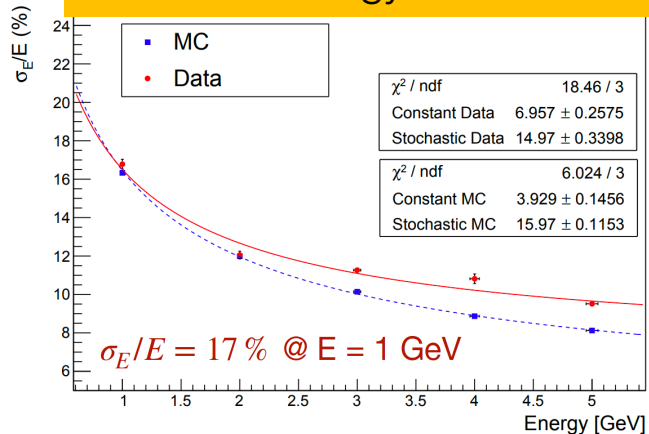
Large SiPM area ( $4 \times 4 \text{ mm}^2$ ) for 10 WLS readout (1 LCM)



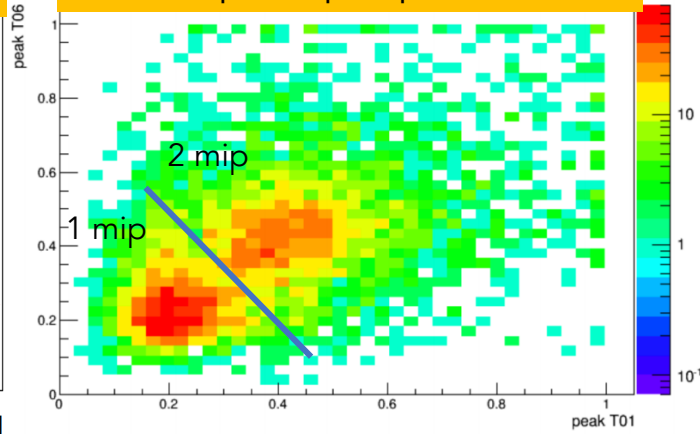
SiPMs installed outside of calorimeter, above shielding: avoid hadronic shower and reduce (factor 18) aging

Tested during 2018 test-beams runs @ CERN TS-P9

## Electron energy resolution



## 1 mip/2mip separation



## Status of calorimeter:

- ✓ longitudinally segmented calorimeter prototype successfully tested;
- ✓ photon veto successfully tested;
- custom digitizers: *in progress*;

Choice of technology: finalized and cost-effective!

F. Acerbi et al, JINST (2020), 15(8), P08001

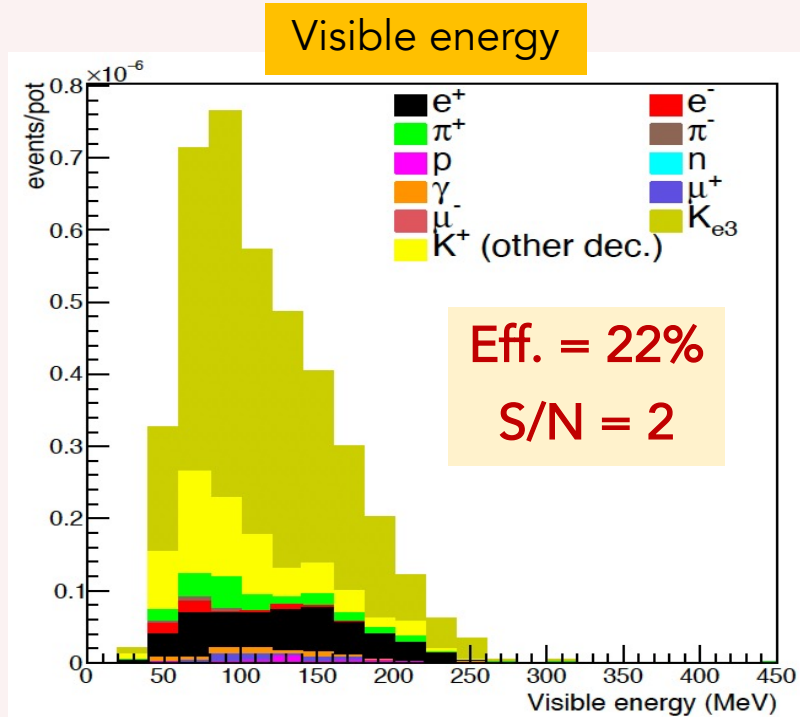


# Lepton reconstruction and identification performance



- ✓ Full GEANT4 simulation of the detector: validated by prototype tests at CERN in 2016-2018; hit-level detector response; pile-up effects included (waveform treatment in progress); event building and PID algorithms (2016-2020);
- Large angle positrons and muons from kaon decays reconstructed searching for patterns in energy depositions in tagger;
- Signal identification done using a Neural Network trained on a set of discriminating variables;

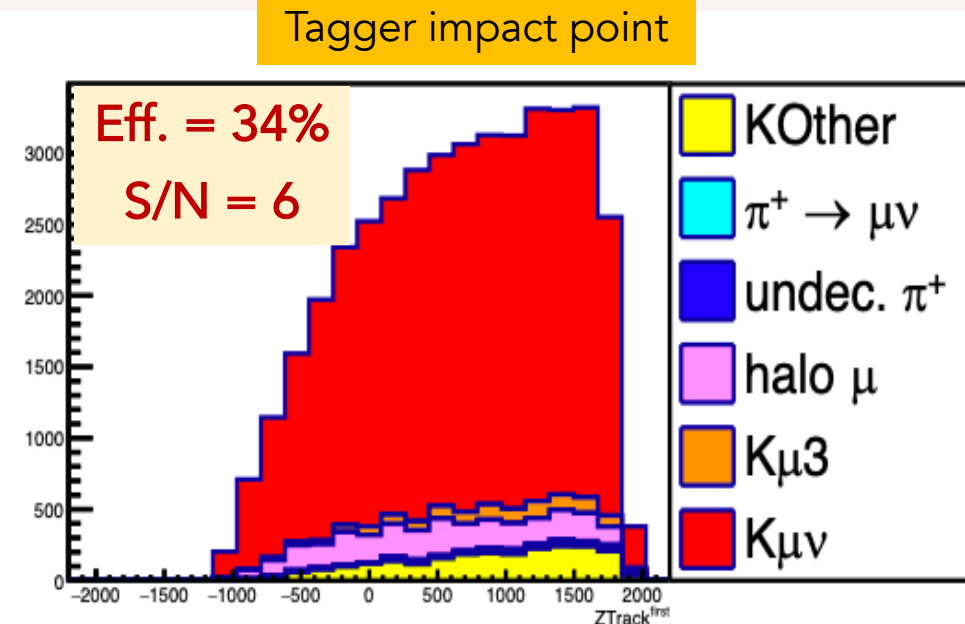
## $K_{e3}$ positrons $\rightarrow$ constrain $\nu_e$



Efficiency  $\sim$  half geometrical

$K_{e3}$  BR  $\sim$  5% and K make  $\sim$  5 – 10% of beam composition

## $K_{\mu 2}$ muons $\rightarrow$ constrain $\nu_{\mu}$



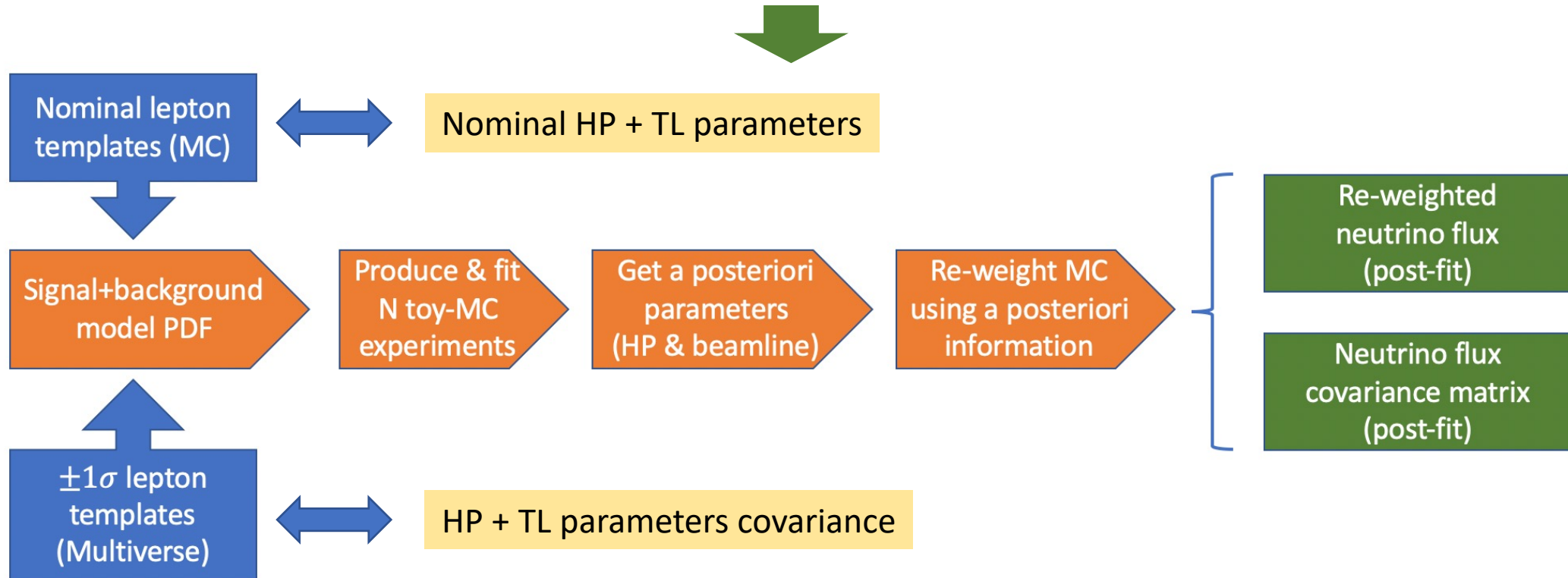
Efficiency  $\sim$  half geometrical

F. Pupilli et al., PoS NEUTEL2017 (2018) 078

# $\nu$ -Flux: assessment of systematics

**Monitored  $\nu$  flux from narrow-band beam:** measure rate of leptons  $\Leftrightarrow$  monitor  $\nu$  flux

- build a Signal + Background model to fit lepton observables;
- include hadro-production (HP) & transfer line (TL) systematics as nuisances;

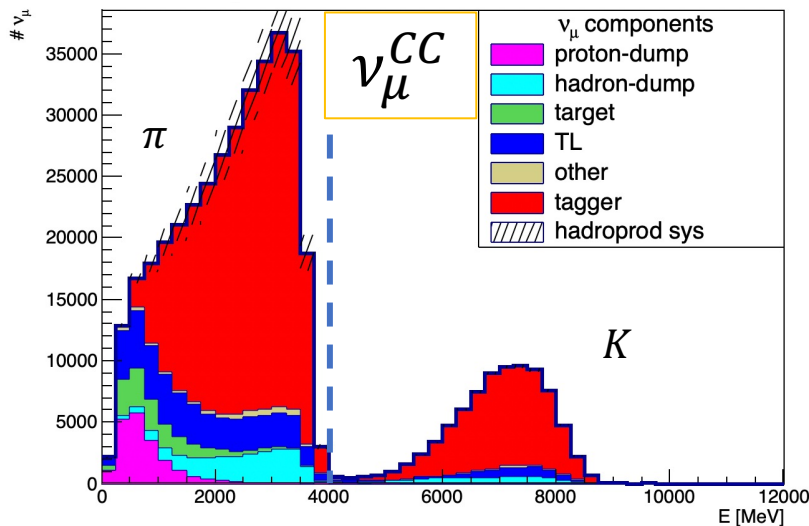
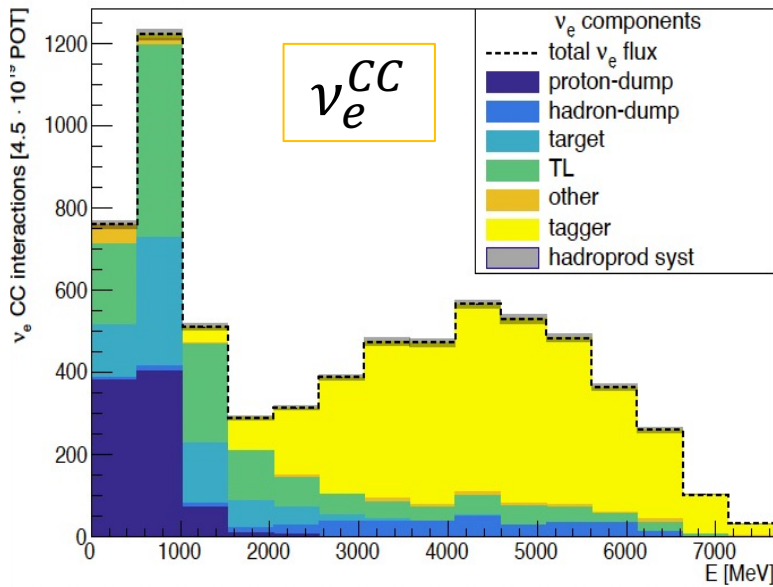


Used **hadro-production** data from NA56/SPY experiment to:

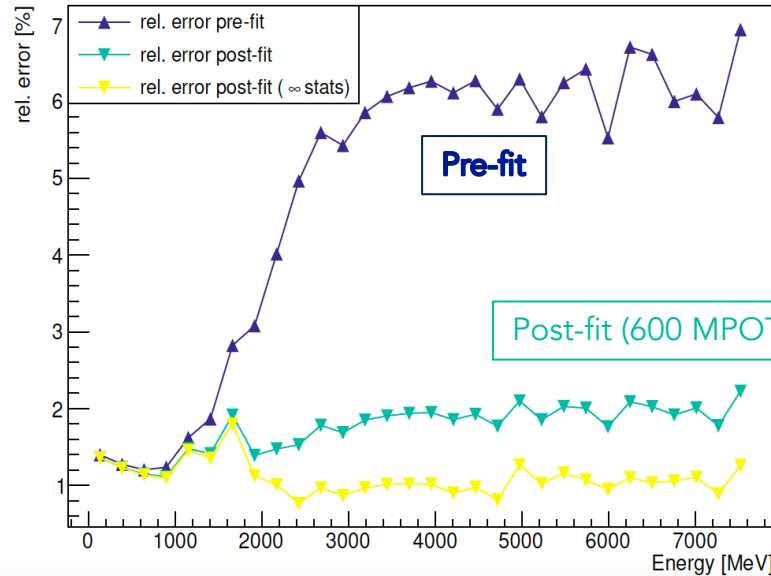
- Reweight MC lepton templates and get their nominal distribution;
- Compute lepton templates variations using multi-universe method;

# $\nu$ -Flux: impact of hadro-production systematics

## Neutrino interaction rates @ detector



## Pre & Post fit relative errors on rates

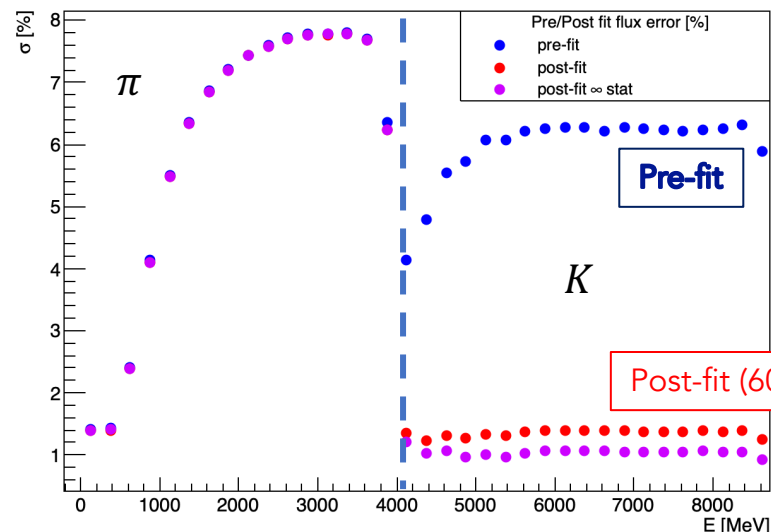


Total rates in 1 year of data taking

- @ SPS with  $4.5 \cdot 10^{19}$  POT/year;
- 500 ton detector @ 50 m from tunnel end;

Infinite statistics

- **Before constraint:** 6% systematics due to hadro-production uncertainties;
- **After constraint:** 1% systematics from fit to lepton rates measured by tagger;

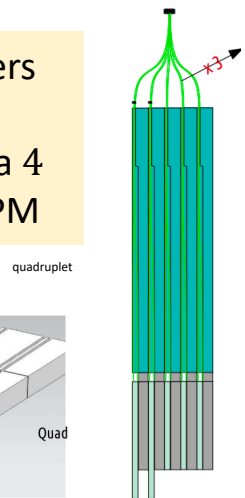


Achieved ENUBET goal of 1% systematics from monitoring lepton rates

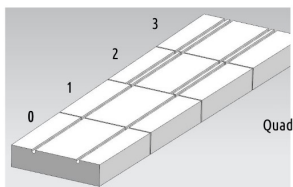
Infinite statistics

## New frontal readout scheme & fibers bundling

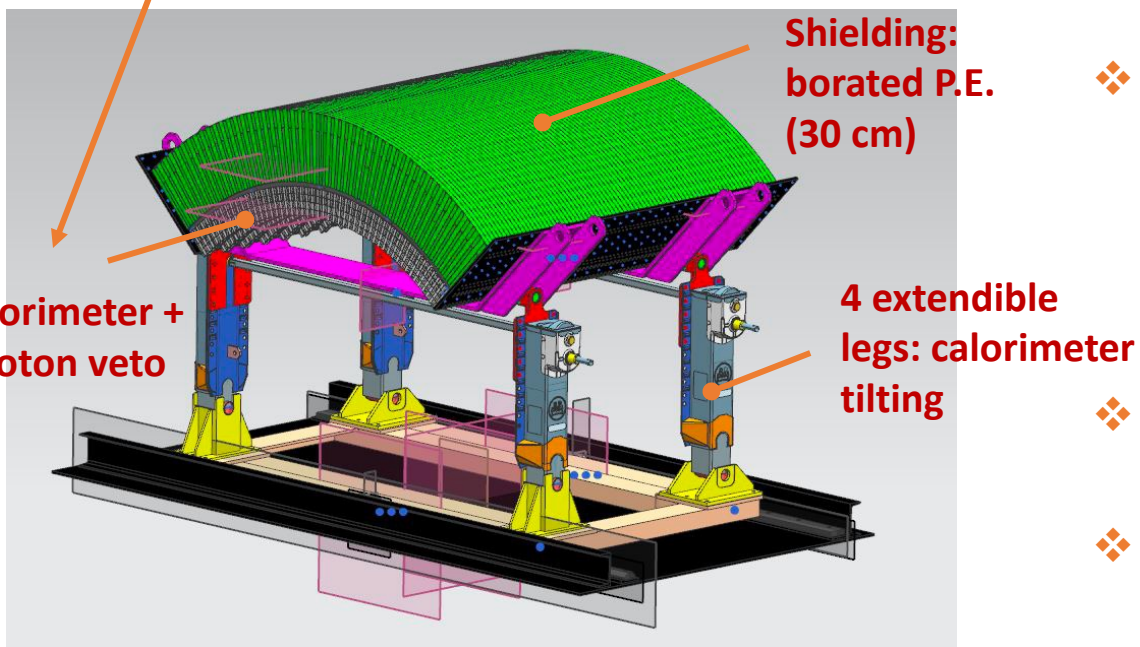
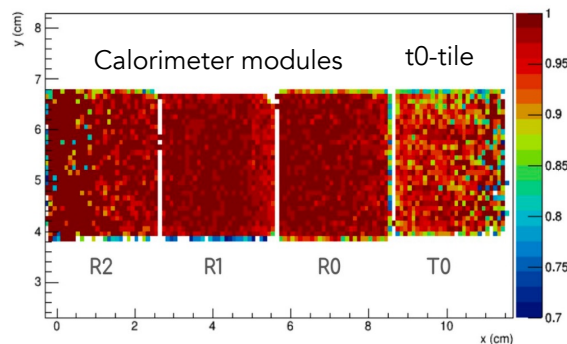
10 WLS fibers  
(1 LCM)  
bundled to a  $4 \times 4$  mm<sup>2</sup> SiPM



quadruplet



Efficiency map from  
ENUBINO test



❖ **Detector prototype under construction**, to demonstrate:

- Performance / scalability / cost-effectiveness;

**Test-beam @ CERN in October 2022**

- 1.65 m longitudinal & 90° in azimuth;
- 75 layers of: iron (1.5 mm thick) + scintillator (7 mm thick) => 12X3 LCMs;

❖ **central 45° part instrumented**: rest is kept for mechanical considerations;

❖ **modular design**: can be extended to a full  $2\pi$  object by joining 4 similar detectors (minimal dead regions);

❖ **new light readout scheme** with frontal grooves instead of lateral grooves:

- driven by large scale scintillator manufacturing: safer production and more uniform light collection;
- performed GEANT4 optical simulation validation;

❖ **scintillators**: produced by SCONIX and milled by local company;

❖ **ENUBINO**: pre-demonstrator w/ 3 LCM tested @ CERN in November 2021 to study uniformity and efficiency;




# The demonstrator

Construction @ LNL-INFN Labs



- 15 mins lift test with additional 2 tonnes (total 5.2 tonnes)



Play (k)










# The demonstrator

Construction @ LNL-INFN Labs



- The scintillator tiles



# Conclusions and next steps



## ➤ **ENUBET goal: first monitored neutrino beam for neutrino cross-section measurements @ O(1%):**

- ERC project started in 2016;
- CERN experiment (NP06) within Neutrino-Platform in 2019;
- part of Physics Beyond Collider framework;

## ➤ **Final design of beam transfer line in place, fine-tuning parameters:**

- static transfer line:  $10^4 \nu_e^{CC}$  events in  $\sim 3$  years (@ SPS);
- ongoing optimization of transfer line parameters w/ dedicated framework;
- multi-momentum beamline ongoing R&D: DUNE & HyperK optimized;

## ➤ **Design of decay tunnel instrumentation finalized:**

- prototypes test-beams @ CERN: technology validation;
- building final demonstrator to be tested @ PS East Hall in 2022;

## ➤ **Detector simulation and PID studies done:**

- developed full GEANT4 simulation of calorimeter;
- finalizing waveform to fully assess the pile-up effects;
- very good PID performance achieved on both positron and muon reconstruction;

## ➤ **Systematics: hadroproduction and next steps:**

- achieved 1% systematic goal due to hadroproduction with lepton monitoring;
- assess systematics due to detector effects and beamline parameters;


ERC project is on schedule and  
in the last stage

CERN site-dependent  
implementation within  
NP06/ENUBET in PBS  
framework

2023-2024 delivery of  
Conceptual Design Report with  
physics and costs definition

Experimental proposal  
expected in 2024





Thank you  
for your  
attention!



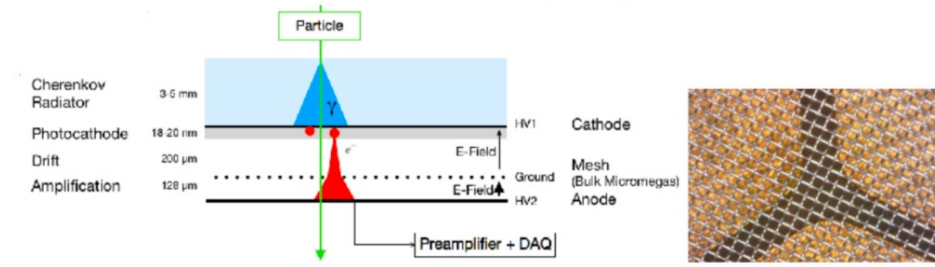
# Additional Material



# Lepton reconstruction and identification:

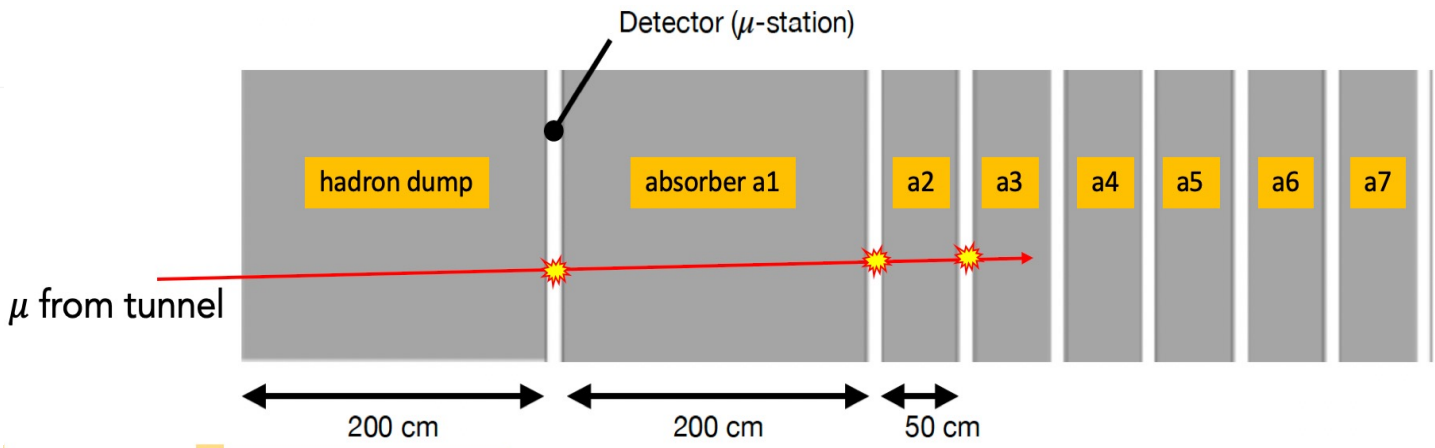
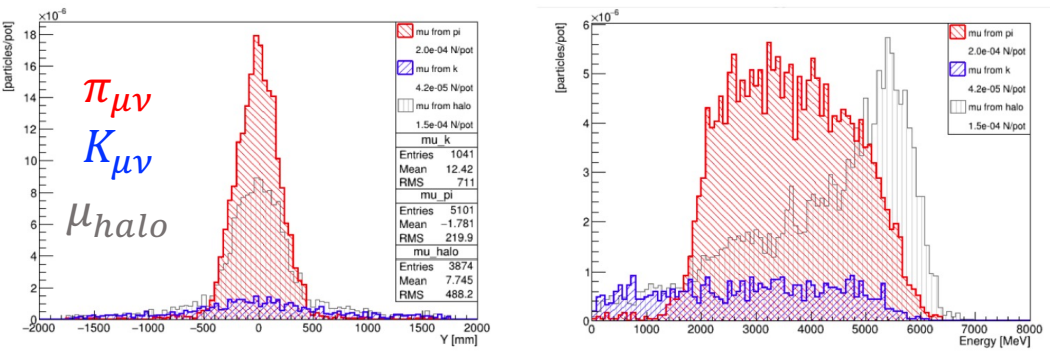
## $\pi_{\mu 2}$ muon reconstruction to constrain low-energy $\nu_{\mu}$

✓ Low angle muons: out of tagger acceptance, need muon stations after hadron dump



Possible candidates: fast Micromegas detectors with Cherenkov radiators (PIMENT project)

Exploit differences in distributions to disentangle components



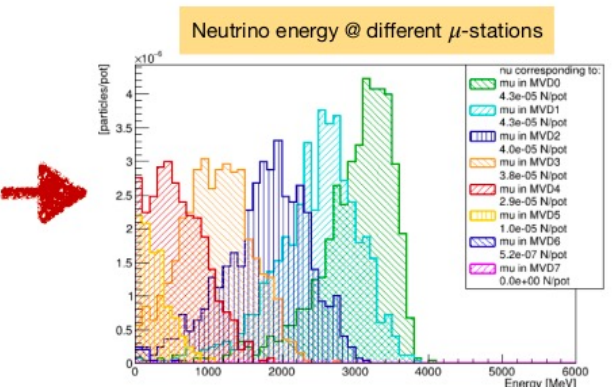
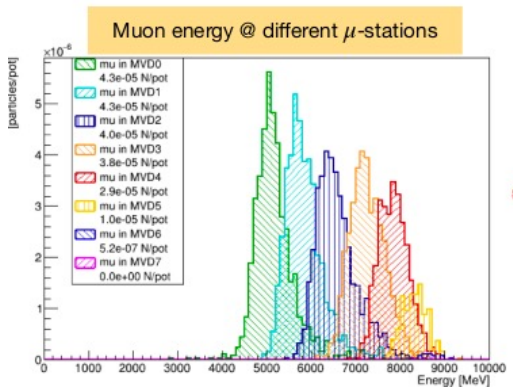
Hottest detector (upstream station): cope with  $\sim 2$  MHz/cm<sup>2</sup> muon rate and  $\sim 10^{12}$  1 MeV- $n_{eq}$ /cm<sup>2</sup>

Exploit:

- ❖ correlation between number of traversed stations (muon energy from range-out) and neutrino energy;
- ❖ difference in distribution to disentangle signal from halo-muons;

Detector technology: constrained by muon and neutron rates;

Systematics: punch through, non uniformity, efficiency, halo- $\mu$ ;





# Waveform simulation & pile-up

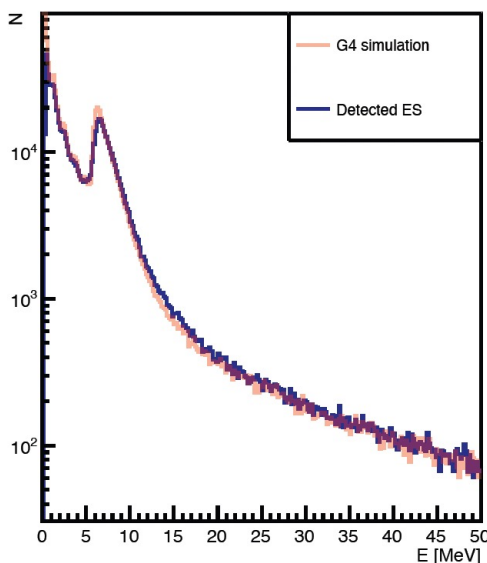
Implementation of waveform generation in the full simulation: as in real data (digitally sampled signals @ 500 MS/s) -> real pile-up treatment

- GEANT4 hit-level energy deposits are converted into photons hitting SiPMs (~15 phe/MeV, from test-beams & cosmic rays measurements);
- SiPM response simulated using GoSiP software: fine control on all sensor parameters;
- waveforms are processed with a pulse-detection algorithm: time and energy information are evaluated;
- results is used as input for event building;

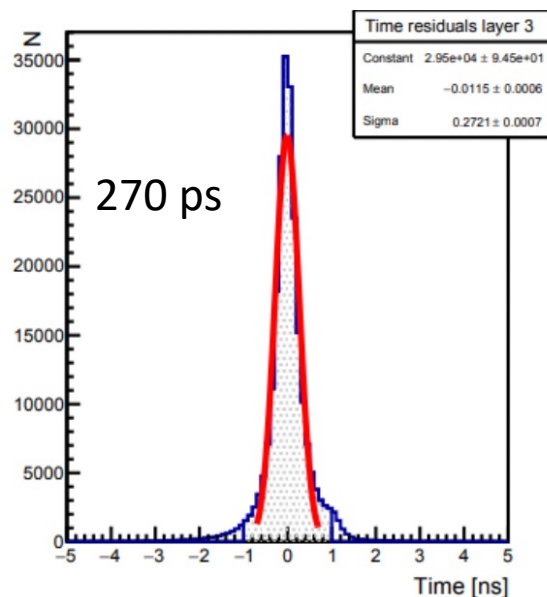
Complete assessment of pile-up effects on detector performance

pulse-detection algorithm optimized for faithful energy evaluation, high efficiency, and accurate time resolution

Geant4 energy/WF reco energy



Residuals: G4 true-time/WF reco



Transfer line and extraction scheme	Hit rate per LCM	detection efficiency
TLR5 slow	1.1 MHz	97.4%
TLR5 fast	10.4 MHz	89.7%
TLR6 slow	2.2 MHz	95.3%

Slow extraction =  $4.5 \times 10^{13}$  POT in 2 s;  
Fast extraction (horn) = 10× slow extraction;

# Horn based focusing

M.Pari et al., Phys. Rev. Accel. Beams 24, 083501 (2021)



Boosting the neutrino flux



Employ magnetic Horn

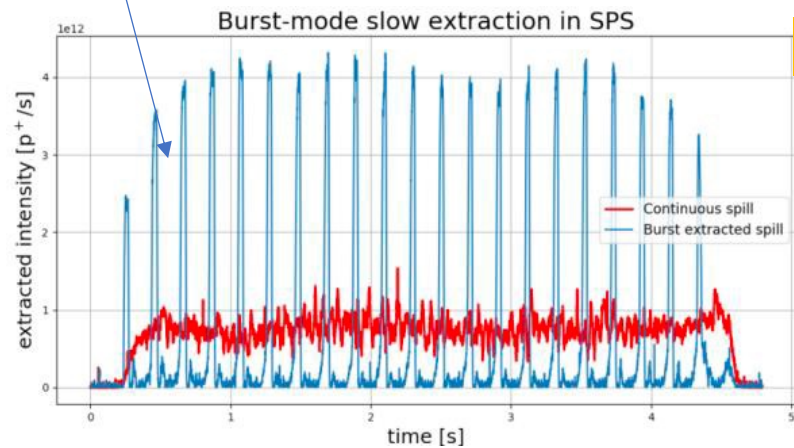


Overkilling pile-up @ tunnel

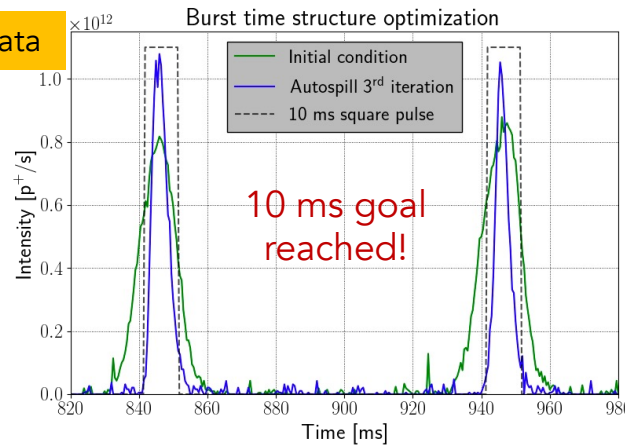
**Burst mode slow extraction:** multiple ms-long pulses slow-extracted during flat-top



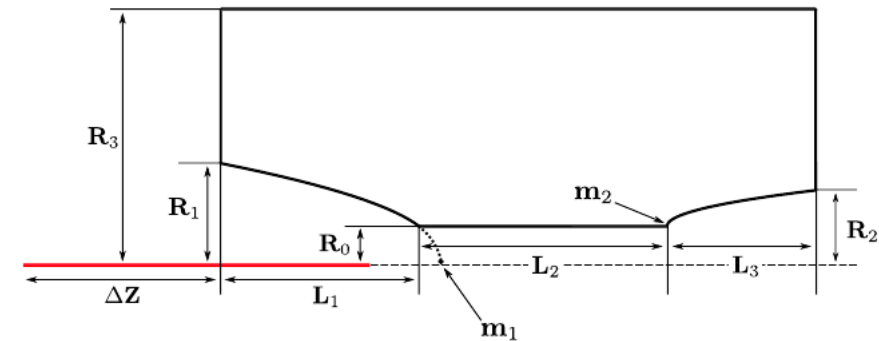
compatible with Horn and pile-up @ tunnel



from real data



New double parabolic geometry implemented



Dedicated tests at CERN-SPS:

- successfully implemented;
- optimized down to 10 ms length @ 10 Hz;

From simulation studies:

- 3 to 10 ms pulse length can be reached;

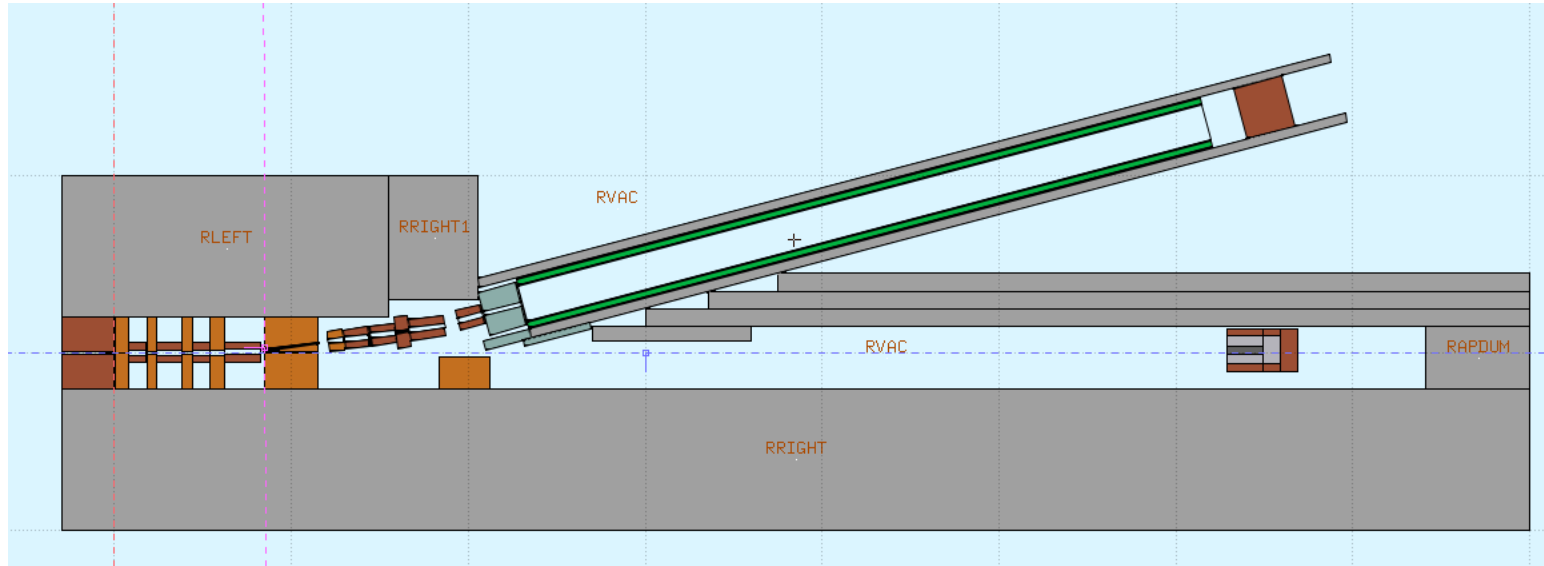
**Horn optimization:** search for best shape & current values to maximize flux

- developed a **dedicated optimization algorithm** based on Genetic Algorithm;
- tests show that a **FOM\* 3x** static beamline can be achieved;
- **NEXT:** further studies on dedicated beamline fine-tuned for horn;

\*FOM = # of K<sup>+</sup> within momentum bite focused at first quadrupole after the horn => beamline independent

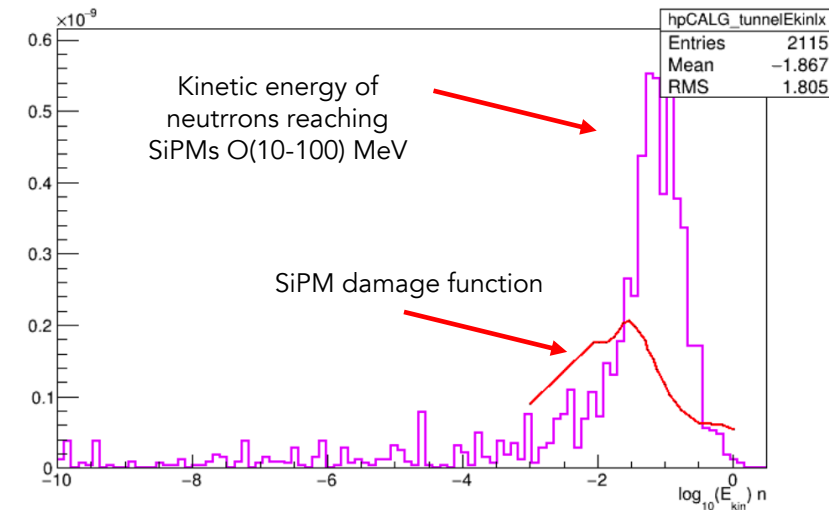
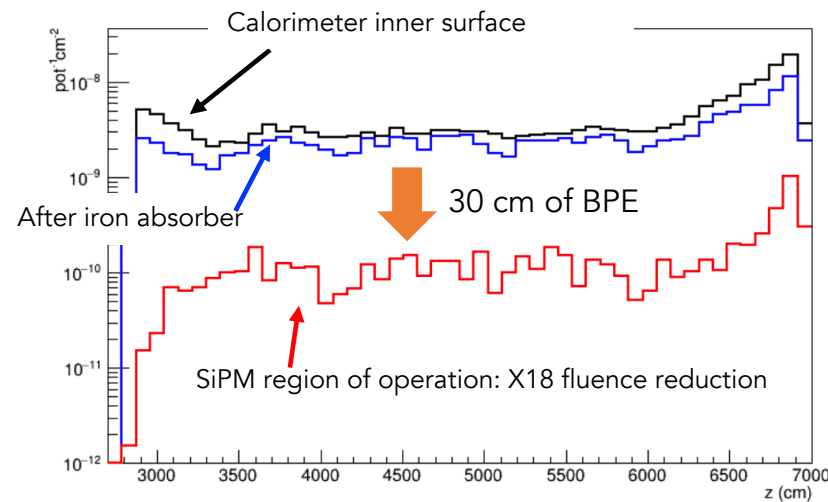
# FLUKA irradiation studies

A detailed FLUKA simulation of the setup has been implemented (includes proper shielding around the magnetic elements)

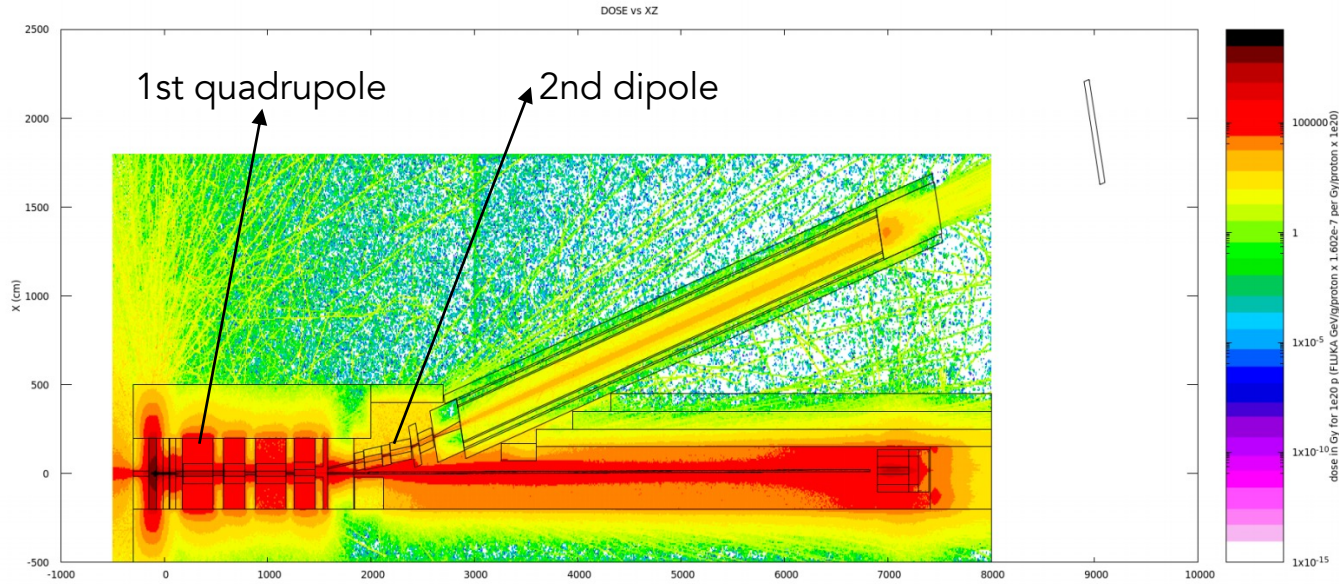


Neutron fluence provided by FLUKA guided the design of the detector technology for tagger:

-> SiPMs outside of the calorimeter



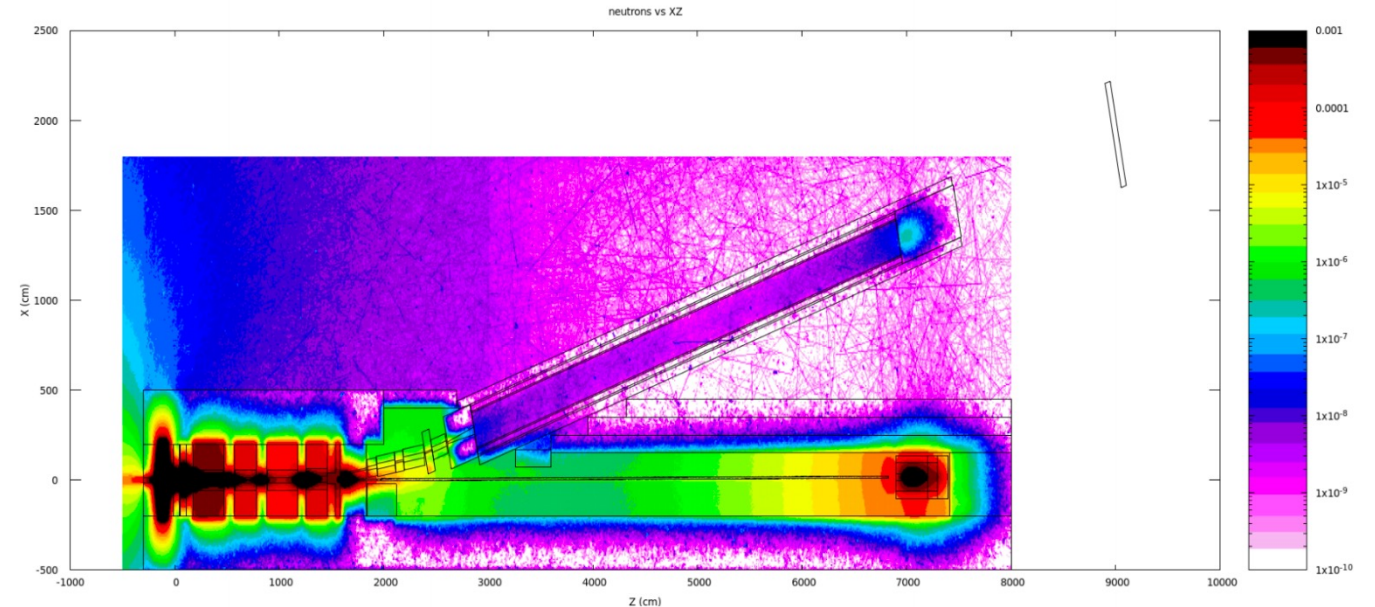
# FLUKA irradiation studies



Dose for  $10^{20}$  POT [Gy]

Hottest point -> quadrupole closest to target O(100-300 kGy): acceptable value for operations

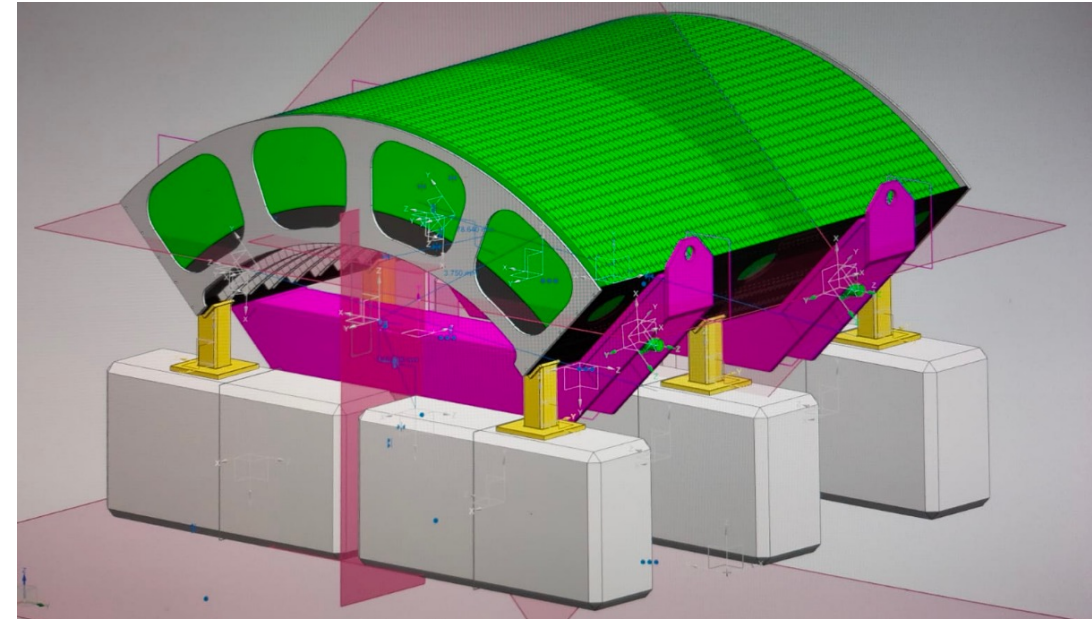
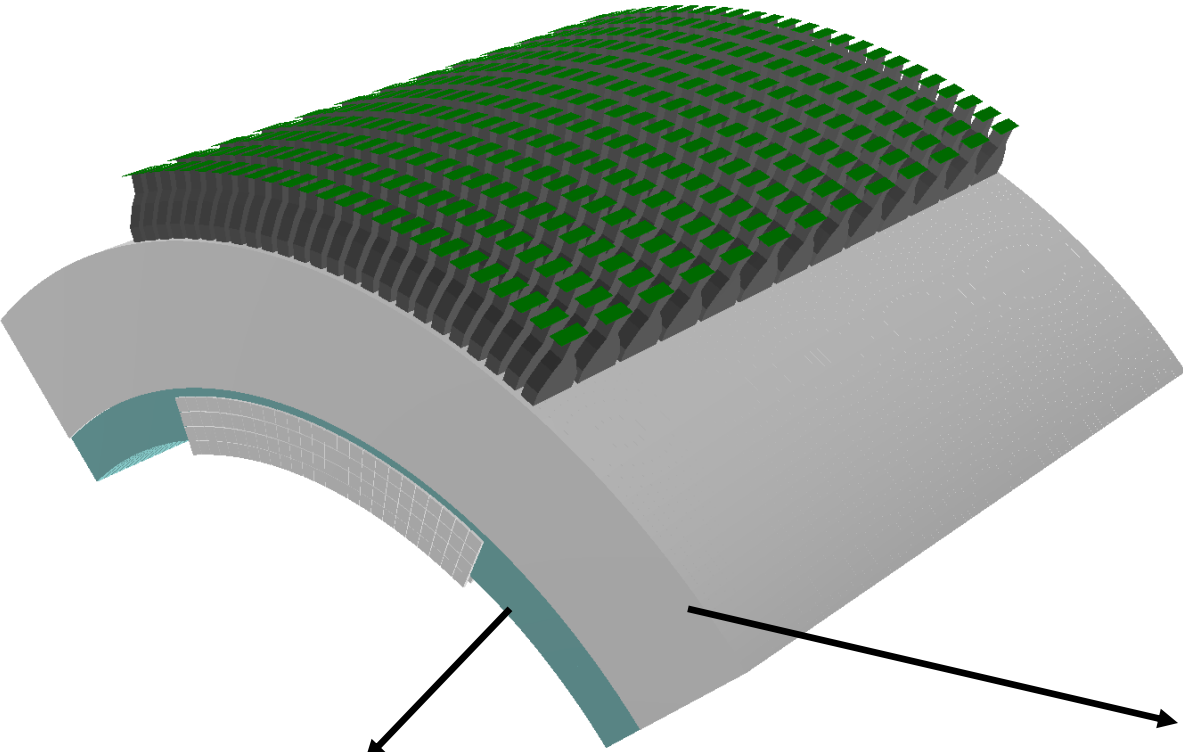
Neutrons/cm<sup>2</sup> for  $10^{20}$  POT






# Demonstrator

Weight ~7 t




Machined iron for calorimeter absorber layers





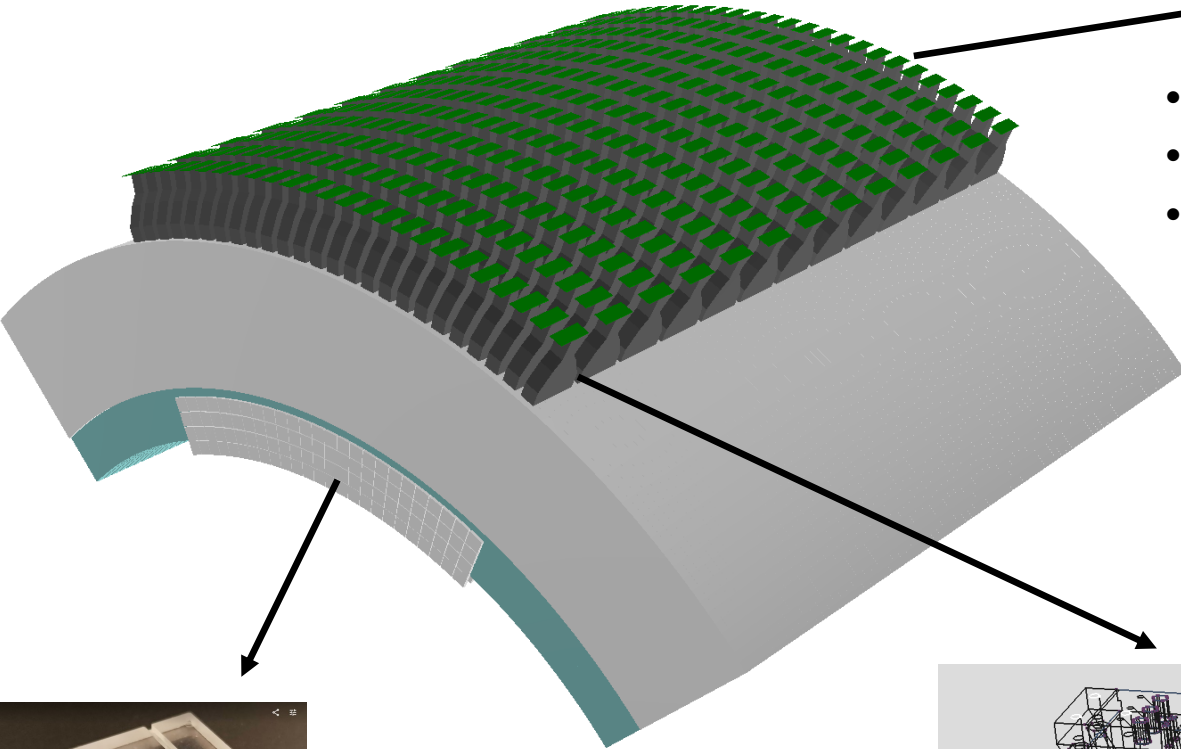
5% Borated Polyethylene arcs



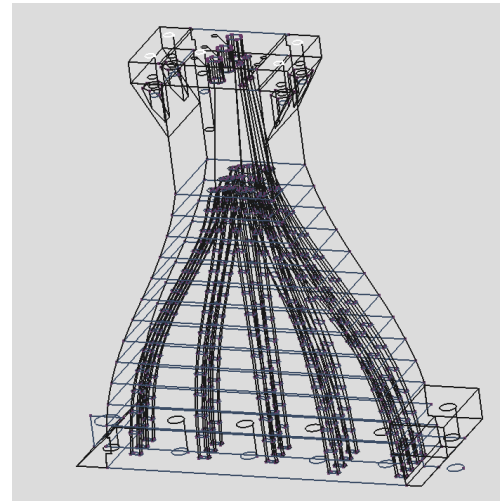
# Demonstrator



- ~1800 channels;
- SiPM Hamamatsu;
- Hybrid readout (custom+commercial digitizers)

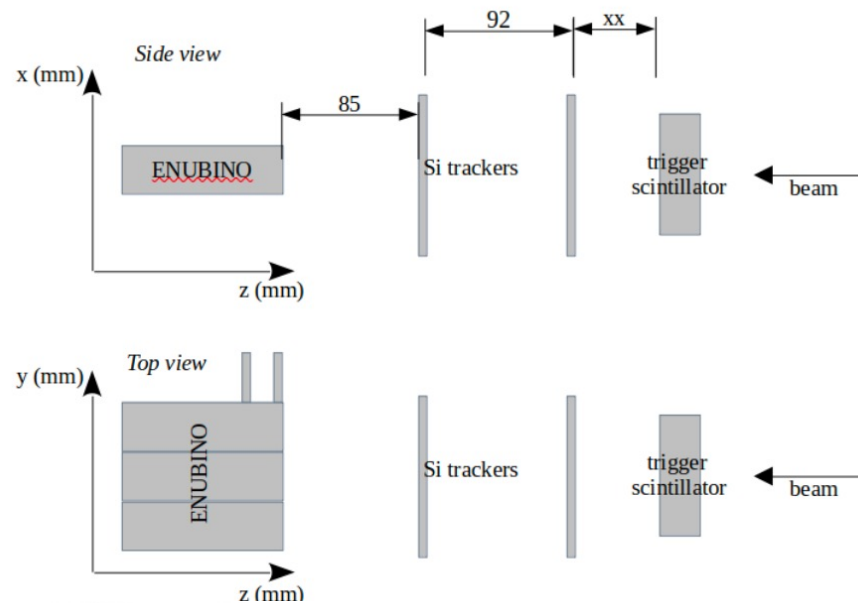



- 6375 scintillator tiles in different shapes;

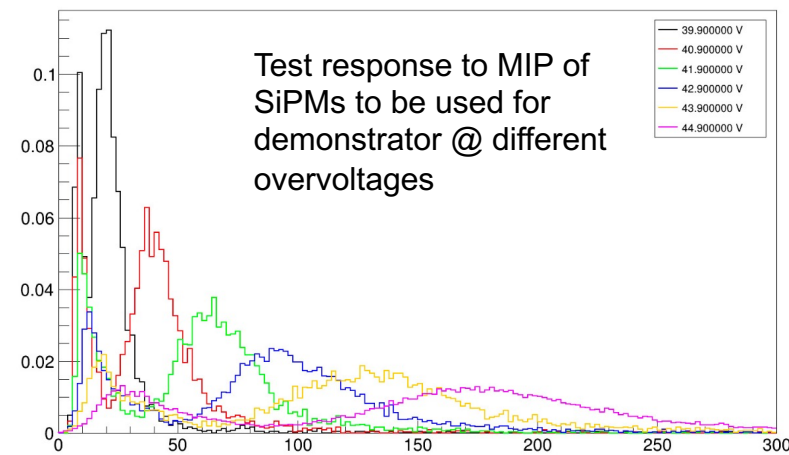
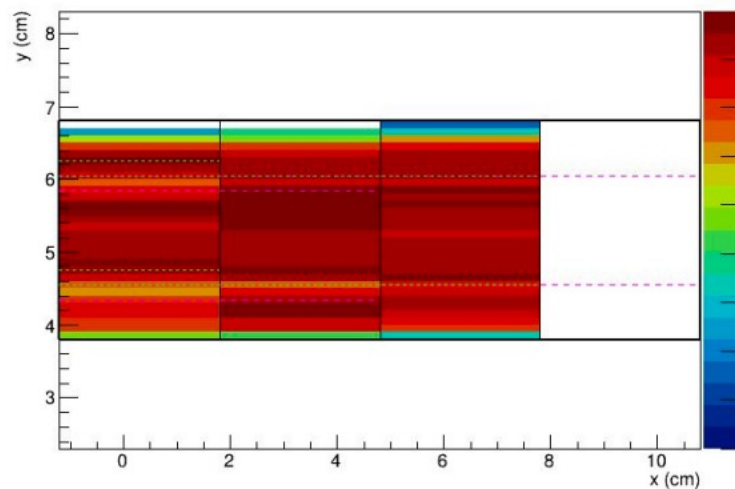


- 3D printed fiber routers;

# ENUBINO @ CERN-PS test-beam in Nov.2021



ENUBINO uniformity - mip MPV - run 70344



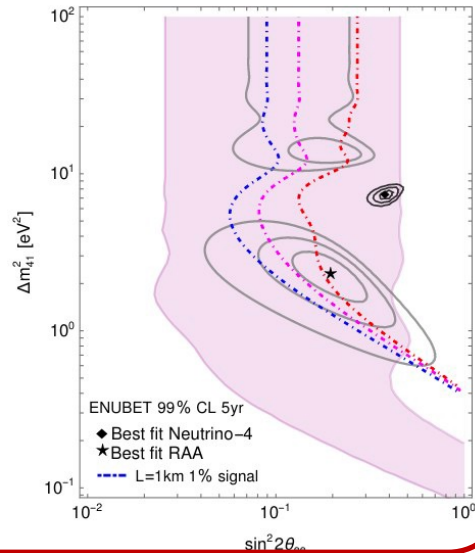
- Tested final configuration chosen for demonstrator;
  - 15 GeV hadronic beam;
  - Light collection uniformity;
  - Response to MIP;
  - Frontal light readout scheme test;
  - SiPM choice;

# ENUBET within Physics Beyond Collider framework

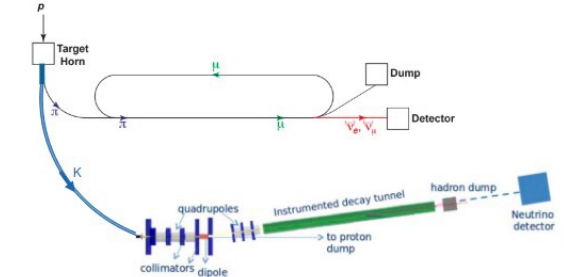
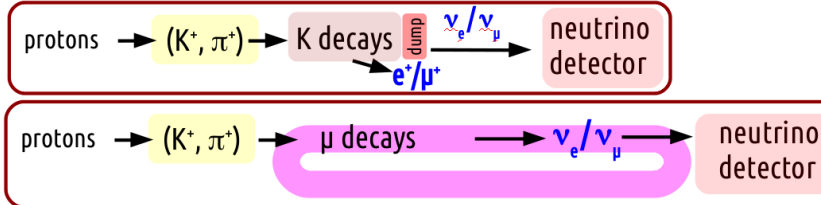
Accelerator and engineering detailed studies, assessment of the facility costs, investigate possibility to exploit ENUBET for cross section experiments at CERN North Area



Assess Beyond Standard Model physics opportunities



Assess synergy with nuSTORM. Common points: proton extraction line, target station, first stage of meson focusing, proton dump, neutrino detector



	Decay region	Hadron dump	Proton extraction, energy, focusing	Target, sec. transfer line, p-dump	Neutrino detector
ENUBET	~40 m. Instrumented.	Yes. Dumps $\mu$ in addition $\rightarrow$ preventing a (small) $\nu_e$ pollution to $K_{e3} - \nu_e$	Slow extraction (+ quad triplets) "slow" in bursts (+horn) 400 GeV	similar	Similar but at ~100 m (some flexibility)
nuSTORM	Replaced by straight section of the ring (180 m).	No. $\mu$ kept: the most interesting flux parents.	Fast extraction (+horn) 100 GeV	similar	Similar but at > 300 m from target (ring straight section)

Multi-momentum beamline studies to span HyperK and DUNE region of interests

