



ENUBET @ CERN

Towards the implementation of a neutrino cross section experiment with a monitored neutrino beam



Jordan McElwee*

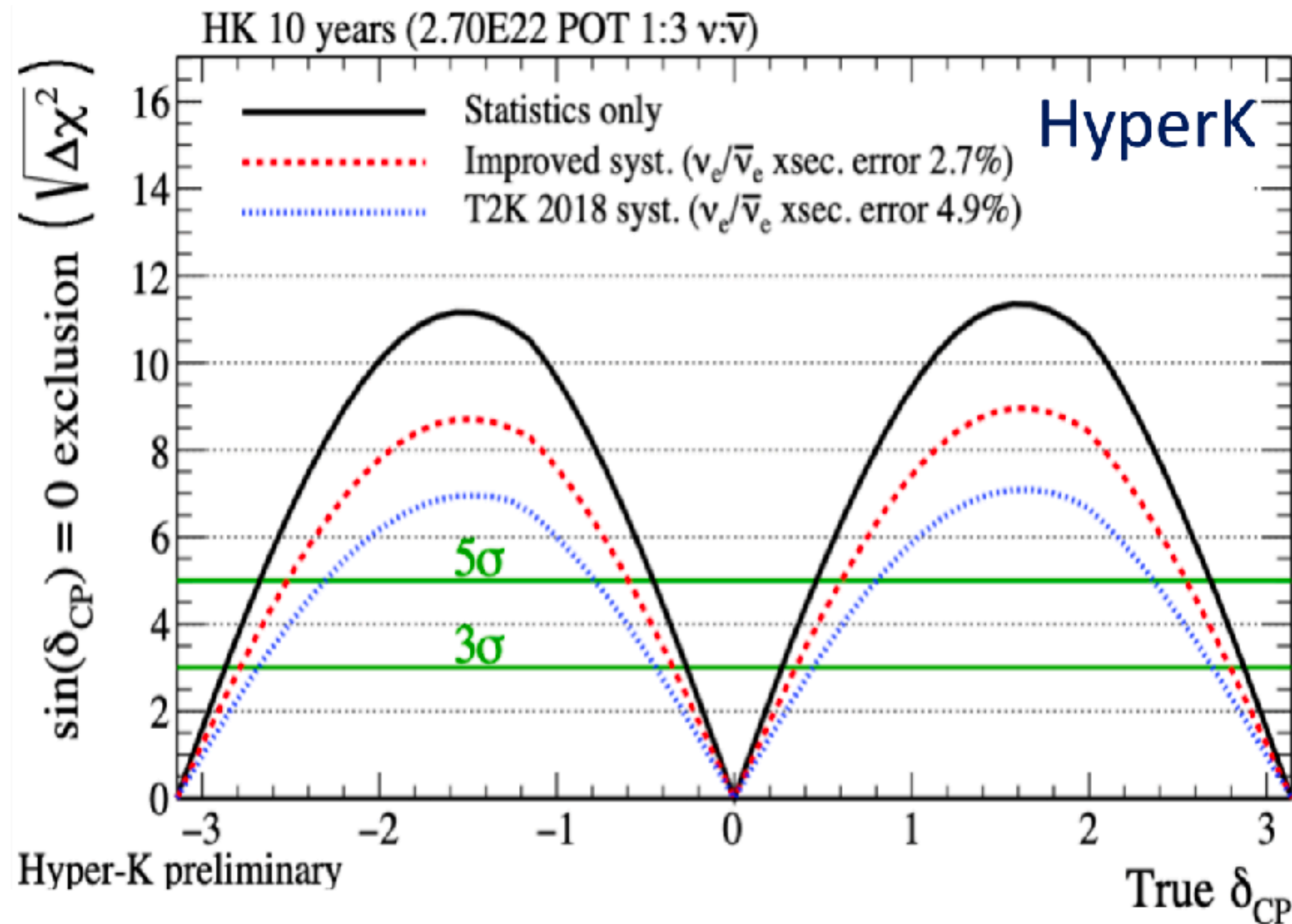
24th October 2023

NeuTel @ Istituto Veneto di Scienze

*on behalf of the ENUBET collaboration

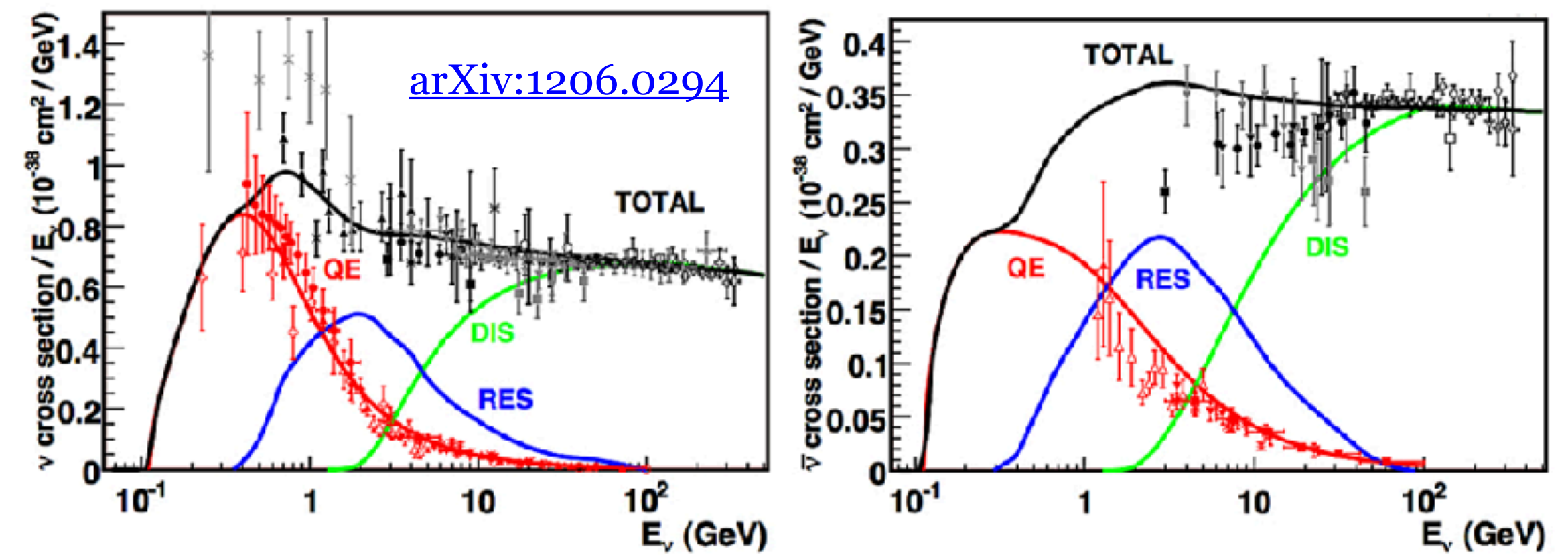


- Neutrino experiments have moved from the **statistics-** to the **systematics-dominated** era
- Next generation experiments (DUNE, HyperK, *etc.*) aim to measure δ_{CP}



$$N_e(E_\nu) = P(\nu_\mu \rightarrow \nu_e)\Phi(E_\nu)\sigma(E_\nu)\epsilon(E_\nu)$$

- Cross-section measurements convoluted with the neutrino flux
- Neutrino flux modelling limits this measurement with an uncertainty $\sim 5-10\%^*$
- Compounded neutrino-interaction uncertainties and detector effects

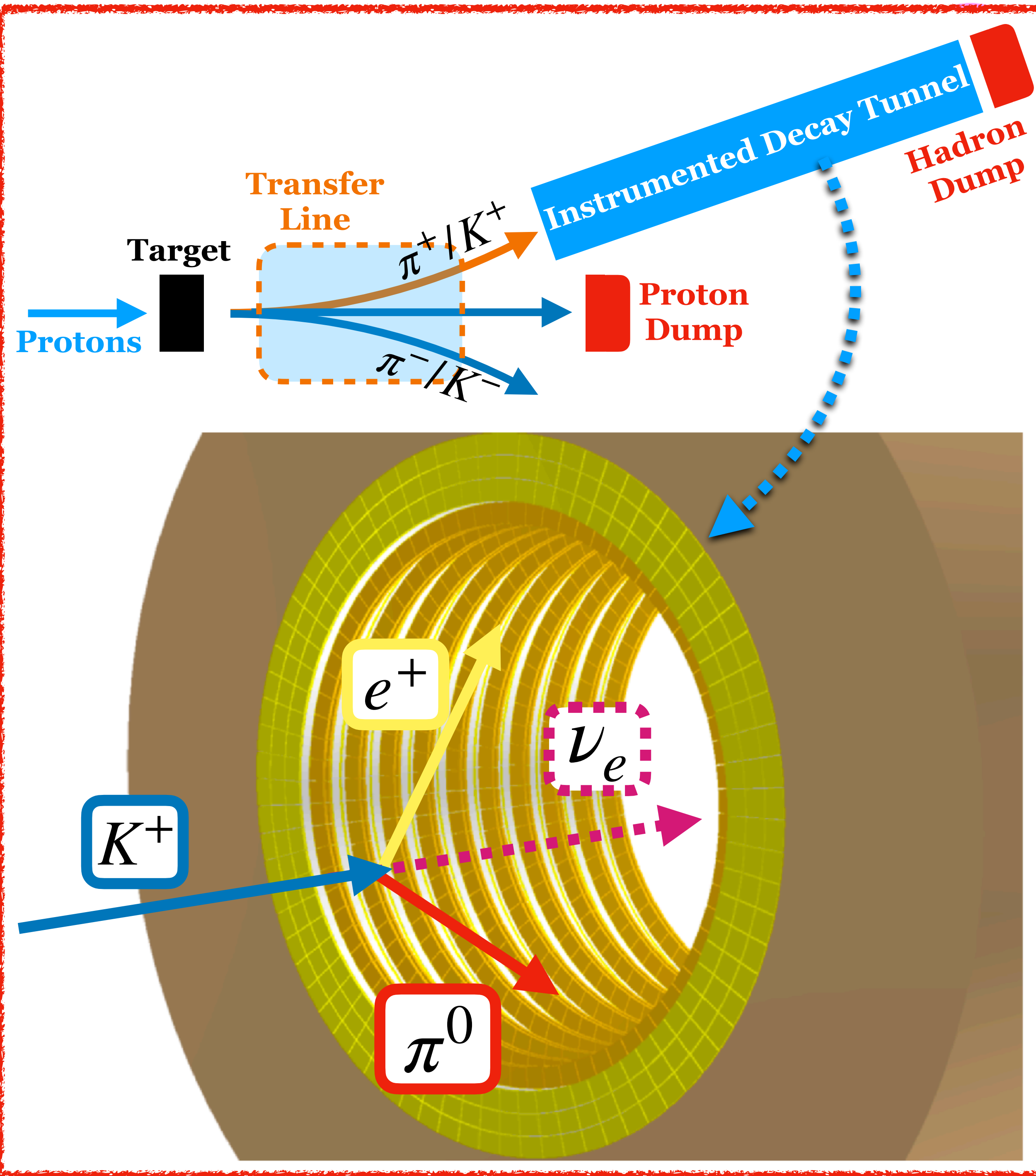


*Current best limit is 3.22% from MINERvA, [arXiv:2209.05540](https://arxiv.org/abs/2209.05540).

- **ENUBET** (Enhanced NeUtrino BEams from Kaon tagging) aims to be the first **monitored** neutrino beam
 - Providing high precision cross-section measurements
- Conventional, narrow-band beam with an **instrumented** decay tunnel
- ‘Intelligent’ tunnel monitors leptons associated with neutrinos at the **single-particle** level
- Measures neutrino flux directly, bypassing other flux related systematics
 - Hadron production
 - Beamline geometry and focussing
 - Protons on target (PoT)

Initial proposal:

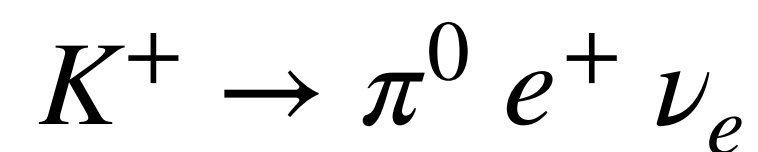
[A. Longhin, L. Ludovici, F. Terranova, EPJ C75 \(2015\) 155.](#)



ERC Project

(2016-2022)

Aim: Measure positrons from K_{e3} decay (in tunnel) to determine the ν_e flux.



PI: A. Longhin

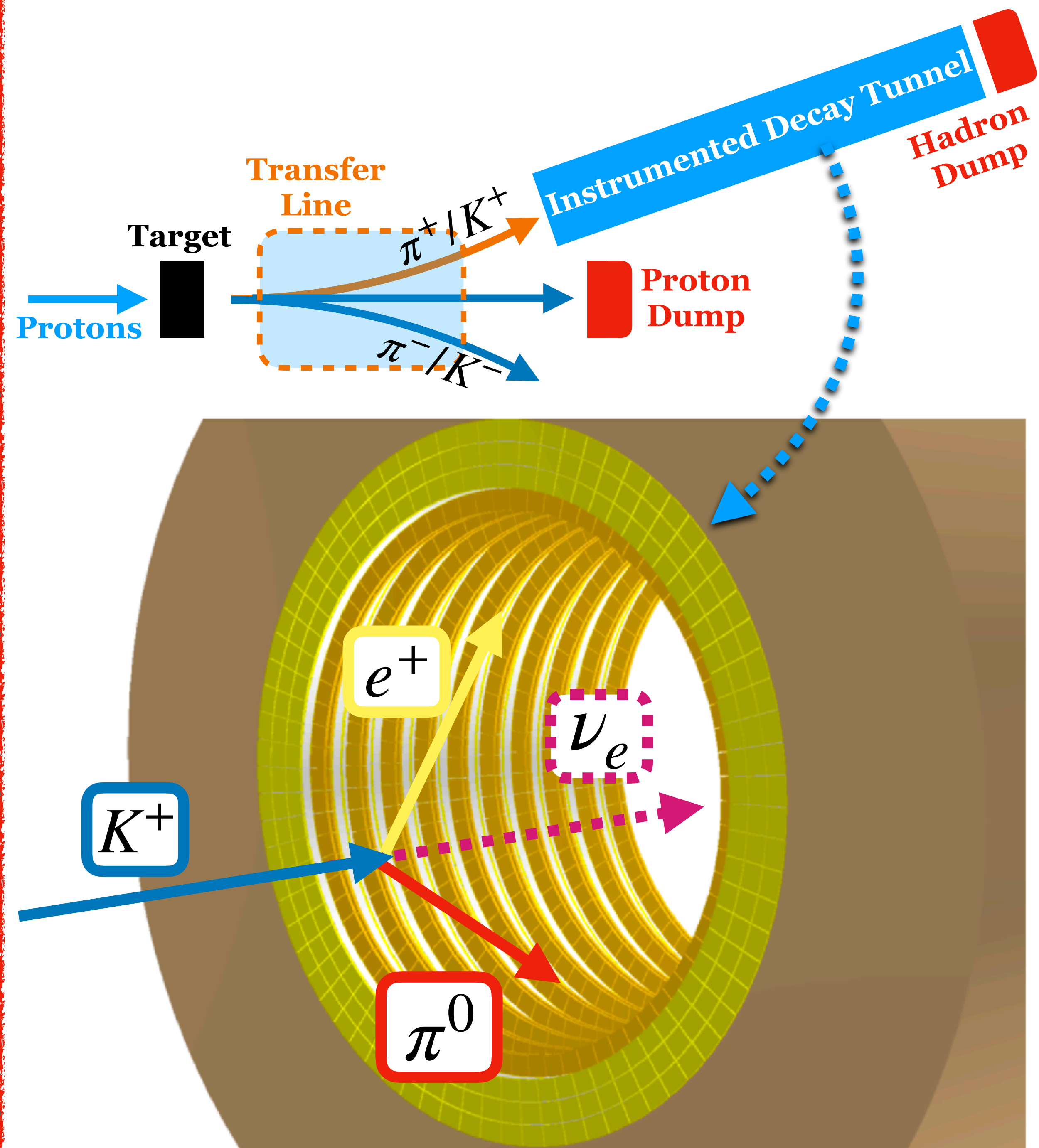
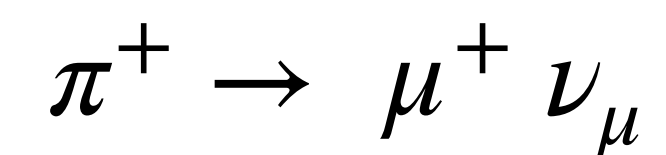
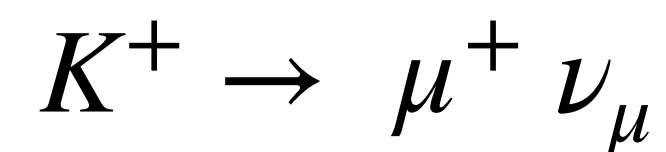
CERN Neutrino Platform

(2019-Present)

Designated: NP06/ENUBET

Aim: Extend measurement to anti-muons from $K_{\mu 2}$ (in tunnel) and $\pi_{\mu\nu}$ (in dump) decays to determine ν_μ flux.


Part of the Physics Beyond Colliders initiative.



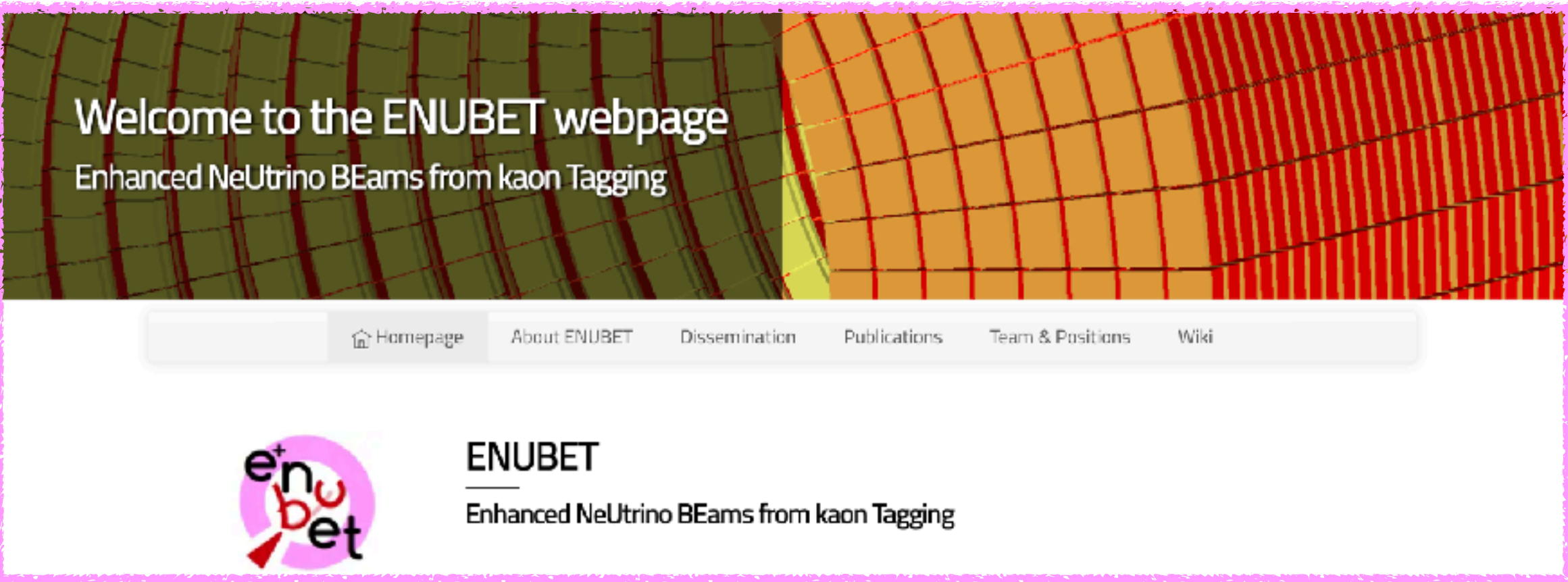
6 Countries

17 Institutions

72 Physicists



F. Acerbi¹, I. Angelis²¹, L. Bomben^{2,3}, M. Bonesini³, F. Bramati^{3,4}, A. Branca^{3,4}, C. Brizzolari^{3,4}, G. Brunetti^{3,4}, M. Calviani⁶, S. Capelli^{2,3}, S. Carturan⁷, M.G. Catanesi⁸, S. Cecchini⁹, N. Charitonidis⁶, F. Cindolo⁹, G. Cogo¹⁰, G. Collazuol^{5,10}, F. Dal Corso⁵, C. Delogu^{5,10}, G. De Rosa¹¹, A. Falcone^{3,4}, B. Goddard⁶, A. Gola¹, D. Guffanti^{3,4}, L. Halić²⁰, F. Iacob^{5,10}, C. Jollet¹⁶, V. Kain⁶, A. Kallitsopoulou²⁴, B. Kliček²⁰, Y. Kudenko¹³, Ch. Lampoudis²¹, M. Laveder^{5,10}, P. Legou²⁴, A. Longhin^{5,10}, L. Ludovici¹⁵, E. Lutsenko^{2,3}, L. Magaletti^{8,14}, G. Mandrioli⁹, S. Marangoni^{3,4}, A. Margotti⁹, V. Mascagna^{22,23}, N. Mauri⁹, J. McElwee¹⁶, L. Meazza^{3,4}, A. Mereaglia¹⁶, M. Mezzetto⁵, M. Nessi⁶, A. Paoloni¹⁷, M. Pari^{5,10}, T. Papaevangelou²⁴, E.G. Parozzi⁴, L. Pasqualini^{9,18}, G. Paternoster¹, L. Patrizzii⁹, M. Pozzato⁹, M. Prest^{2,3}, F. Pupilli⁵, E. Radicioni⁸, A.C. Ruggeri¹¹, G. Saibene^{2,3}, D. Sampsonidis²¹, C. Scian¹⁰, G. Sirri⁹, M. Stipčević²⁰, M. Tenti⁹, F. Terranova^{3,4}, M. Torti^{3,4}, S.E. Tzamarias²¹, E. Vallazza³, F. Velotti⁶, L. Votano¹⁷



The ENUBET Collaboration

6 Countries

17 Institutions

We now have a twitter!
@enubet

Target

- 70 cm long, 3 cm radius graphite
- Tungsten foil downstream to suppress positrons

Dumps

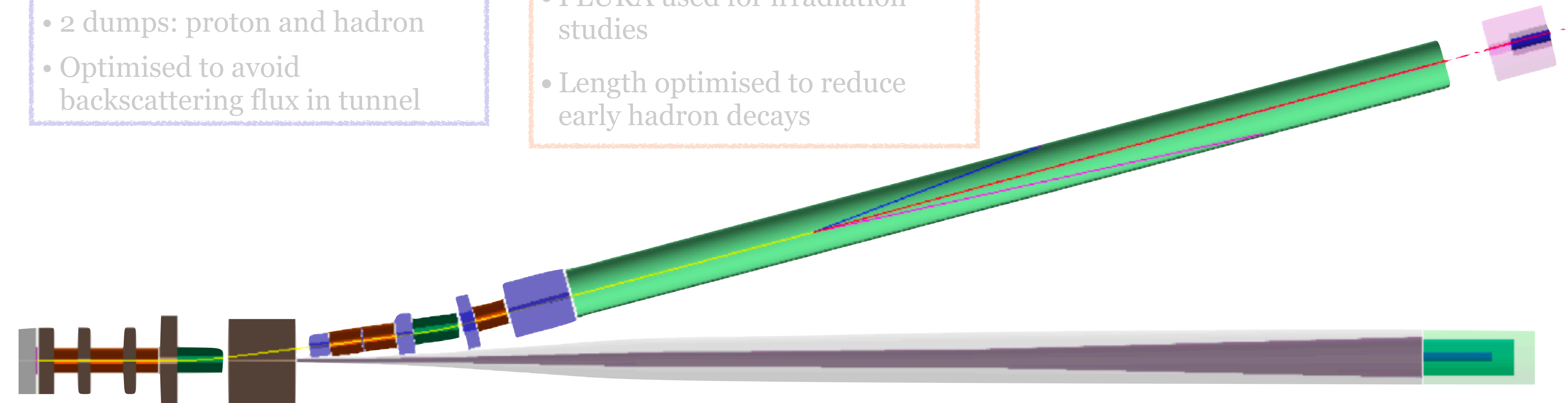
- 2 dumps: proton and hadron
- Optimised to avoid backscattering flux in tunnel

Transfer Line

- **5% momentum bite** centered at **8.5 GeV/c**, optimised with TRANSPORT
- G4Beamline used for particle transport and interactions
- FLUKA used for irradiation studies
- Length optimised to reduce early hadron decays

Decay tunnel / Tagger

- Large bending angle reduces μ and ν_e background from early decays
- Length tuned to maximise K_{e3} decays



Target

- 70 cm long, 3 cm radius graphite
- Tungsten foil downstream to suppress positrons

Dumps


- 2 dumps: proton and hadron
- Optimised to avoid backscattering flux in tunnel

Transfer Line

- 5% momentum bite centered at 8.5 GeV/c, optimised with TRANSPORT
- G4Beamline used for particle transport and interactions
- FLUKA used for irradiation studies
- Length optimised to reduce early hadron decays

Decay tunnel / Tagger

- Large bending angle reduces μ and ν_e background from early decays
- Length tuned to maximise K_{e3} decays



Target

- 70 cm long, 3 cm radius graphite
- Tungsten foil downstream to suppress positrons

Dumps

- 2 dumps: proton and hadron
- Optimised to avoid backscattering flux in tunnel

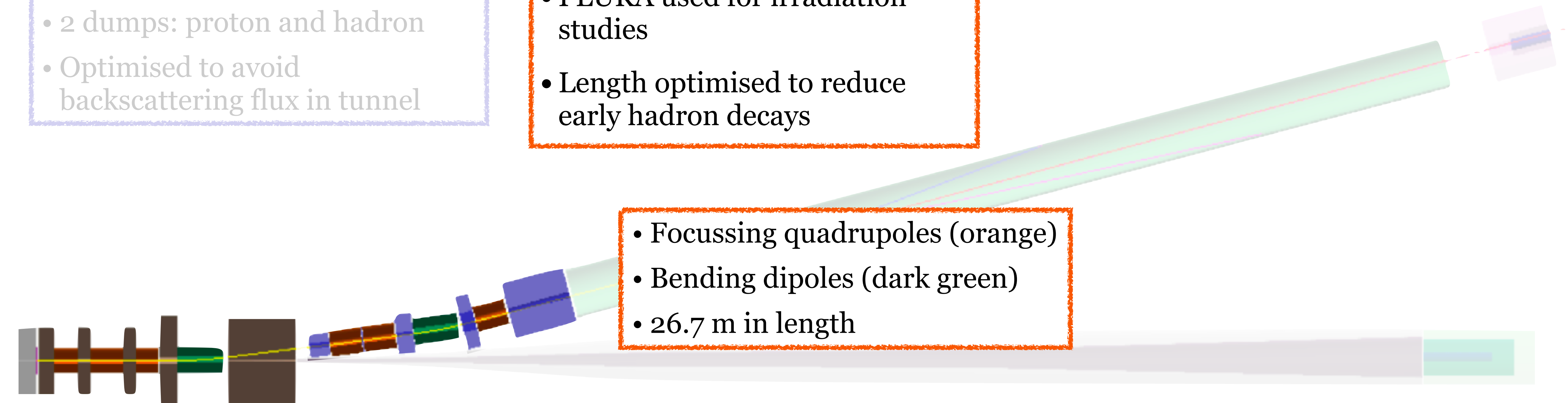
Transfer Line

- **5% momentum bite** centered at **8.5 GeV/c**, optimised with TRANSPORT
- G4Beamline used for particle transport and interactions
- FLUKA used for irradiation studies
- Length optimised to reduce early hadron decays

Decay tunnel / Tagger

- Large bending angle reduces μ and ν_e background from early decays
- Length tuned to maximise K_{e3} decays

- Focussing quadrupoles (orange)
- Bending dipoles (dark green)
- 26.7 m in length



Target

- 70 cm long, 3 cm radius graphite
- Tungsten foil downstream to suppress positrons

Dumps

- 2 dumps: proton and hadron
- Optimised to avoid backscattering flux in tunnel


Transfer Line

- **5% momentum bite** centered at **8.5 GeV/c**, optimised with TRANSPORT
- G4Beamline used for particle transport and interactions
- FLUKA used for irradiation studies
- Length optimised to reduce early hadron decays

Decay tunnel / Tagger

- Large bending angle reduces μ and ν_e background from early decays
- Length tuned to maximise K_{e3} decays

- 40 m long
- 1 m wide
- At an angle of 14.8° to proton beam



Target

- 70 cm long, 3 cm radius graphite
- Tungsten foil downstream to suppress positrons

Dumps

- 2 dumps: proton and hadron
- Optimised to avoid backscattering flux in tunnel


Transfer Line

- **5% momentum bite** centered at **8.5 GeV/c**, optimised with TRANSPORT
- G4Beamline used for particle transport and interactions
- FLUKA used for irradiation studies
- Length optimised to reduce early hadron decays




Decay tunnel / Tagger

- Large bending angle reduces μ and ν_e background from early decays
- Length tuned to maximise K_{e3} decays

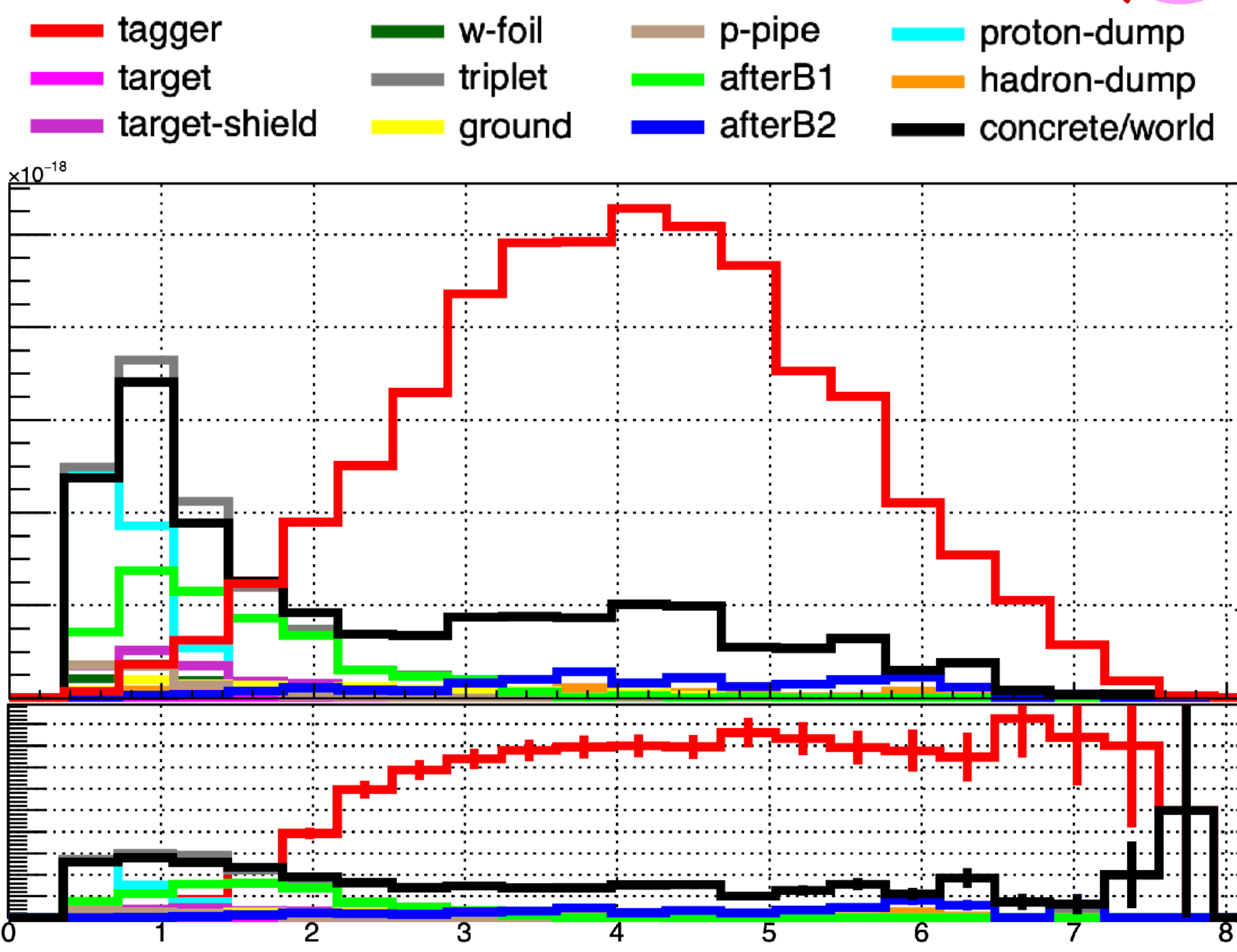
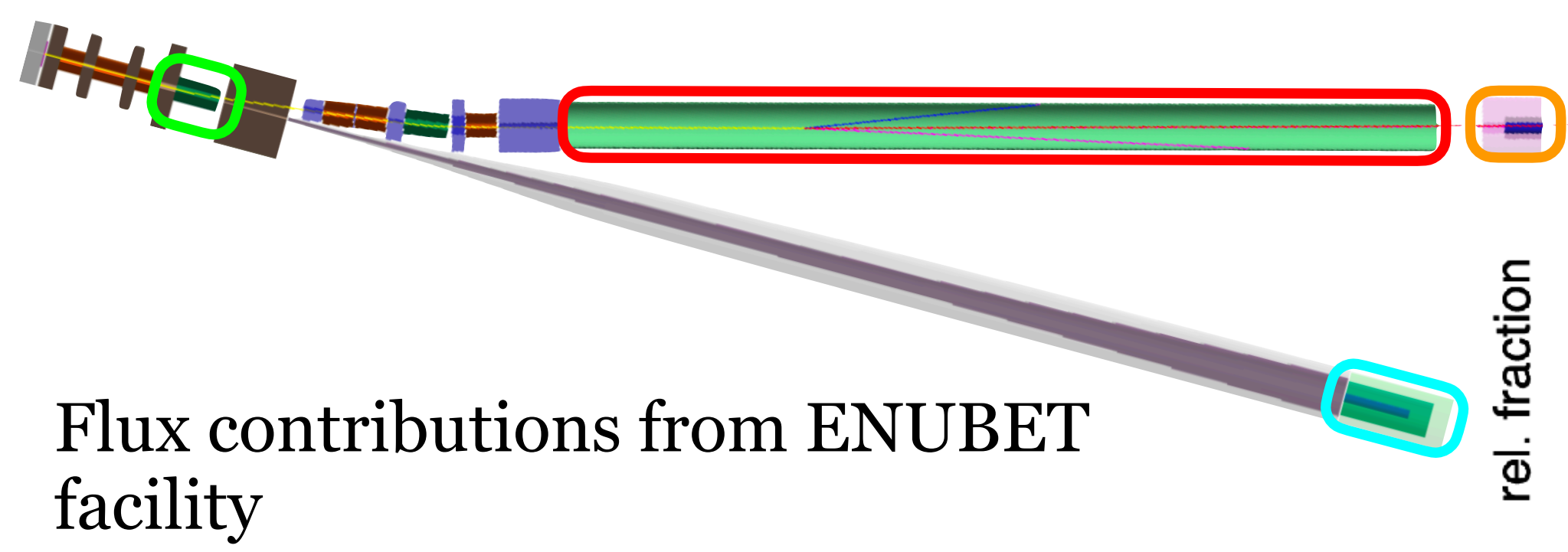
- Graphite core
- Iron middle layer
- Surrounded by borated concrete



- 4.5×10^{19} PoT/year at CERN SPS
- 500 t detector, 50 m from the tunnel
- $\sim 10^4$ ν_e CC events in 2 years
- $\sim 80\%$ of the ν_e component above 2 GeV is monitored



- 4.5×10^{19} PoT/year at CERN SPS
- 500 t detector, 50 m from the tunnel
- $\sim 10^4$ ν_e CC events in 2 years
- $\sim 80\%$ of the ν_e component above 2 GeV is monitored





- Similar to T2K, we can use the narrow-band off-axis technique
- A strong correlation between neutrino energy, E_ν , and radial distance of vertex from beam axis, R

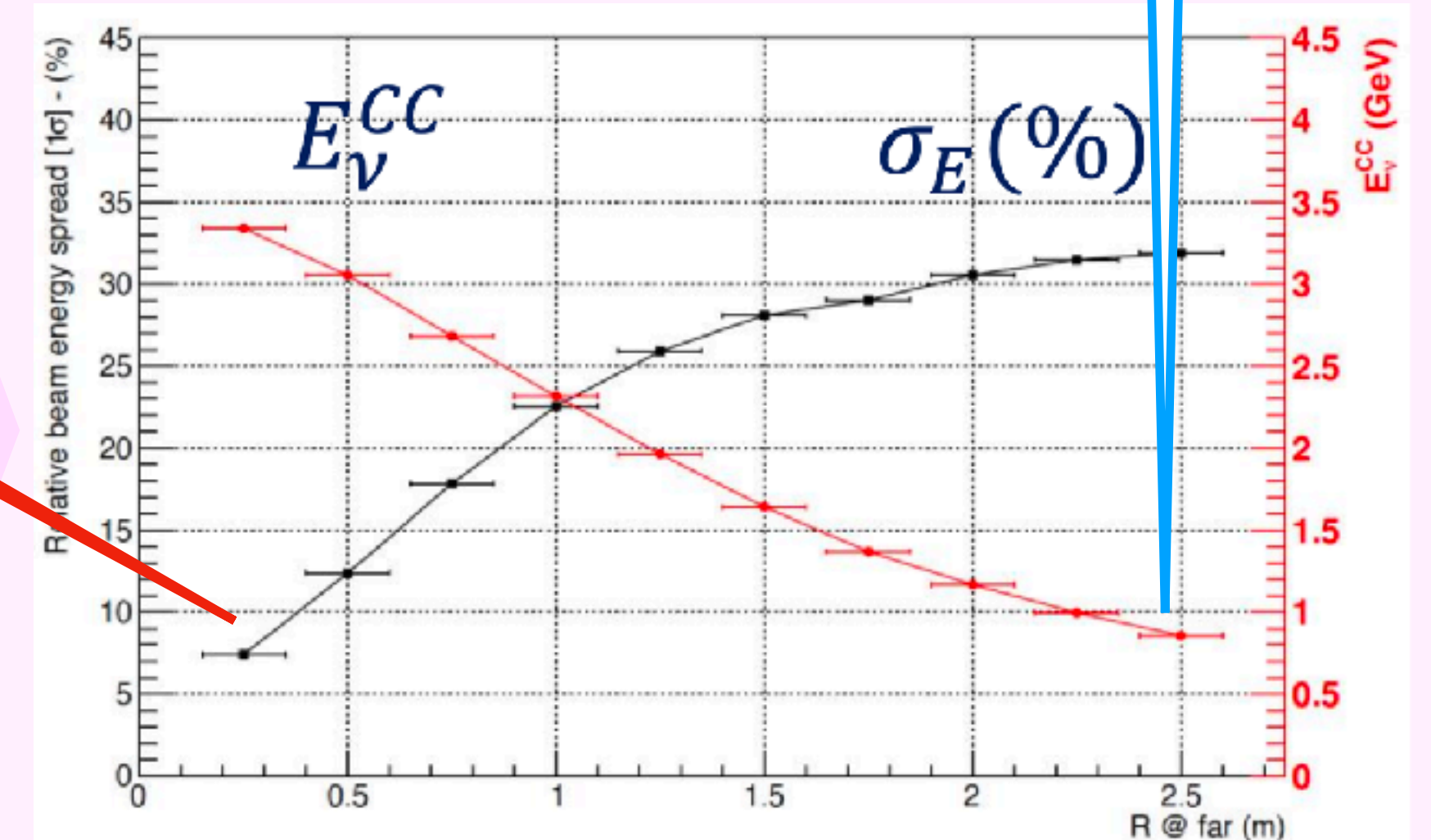
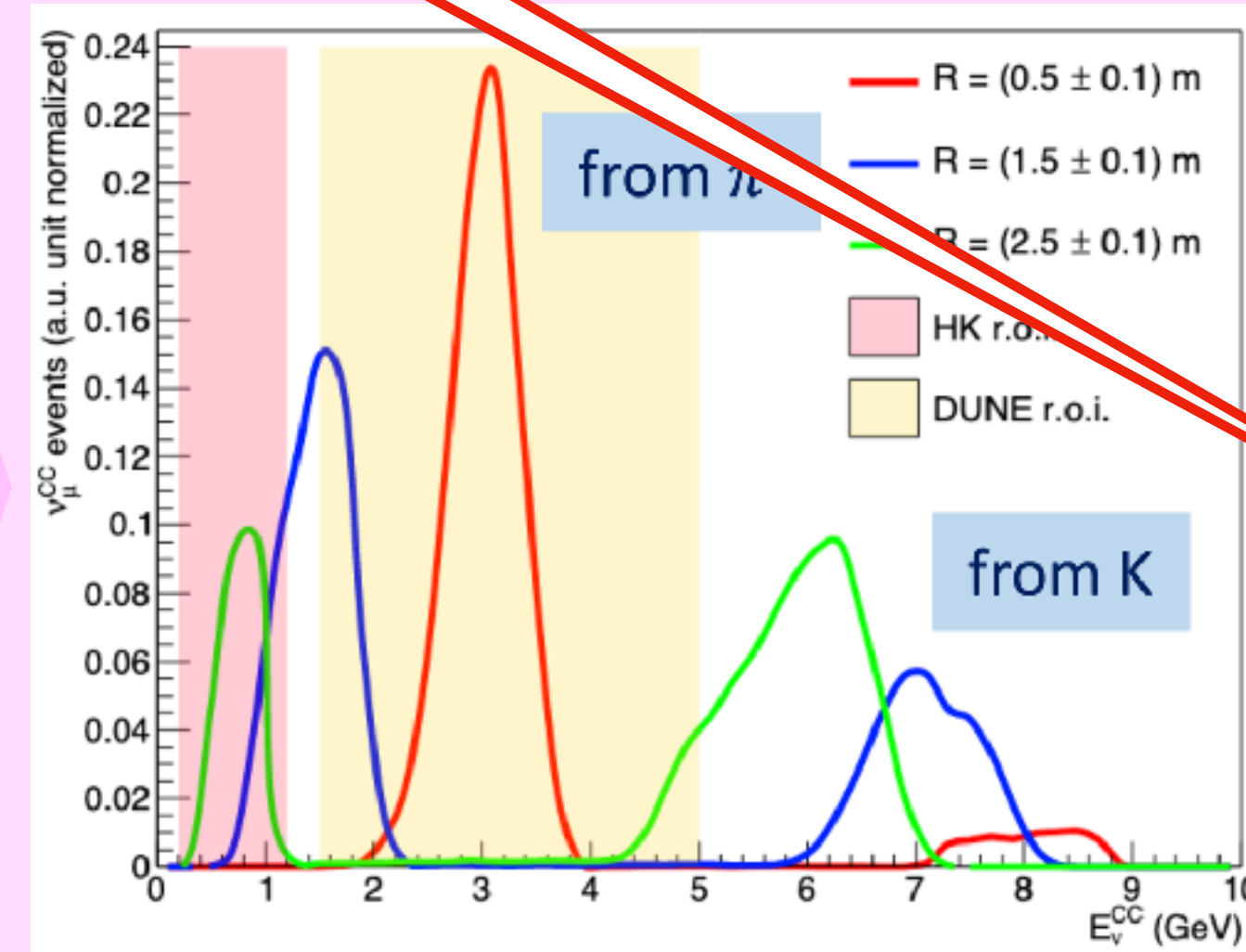
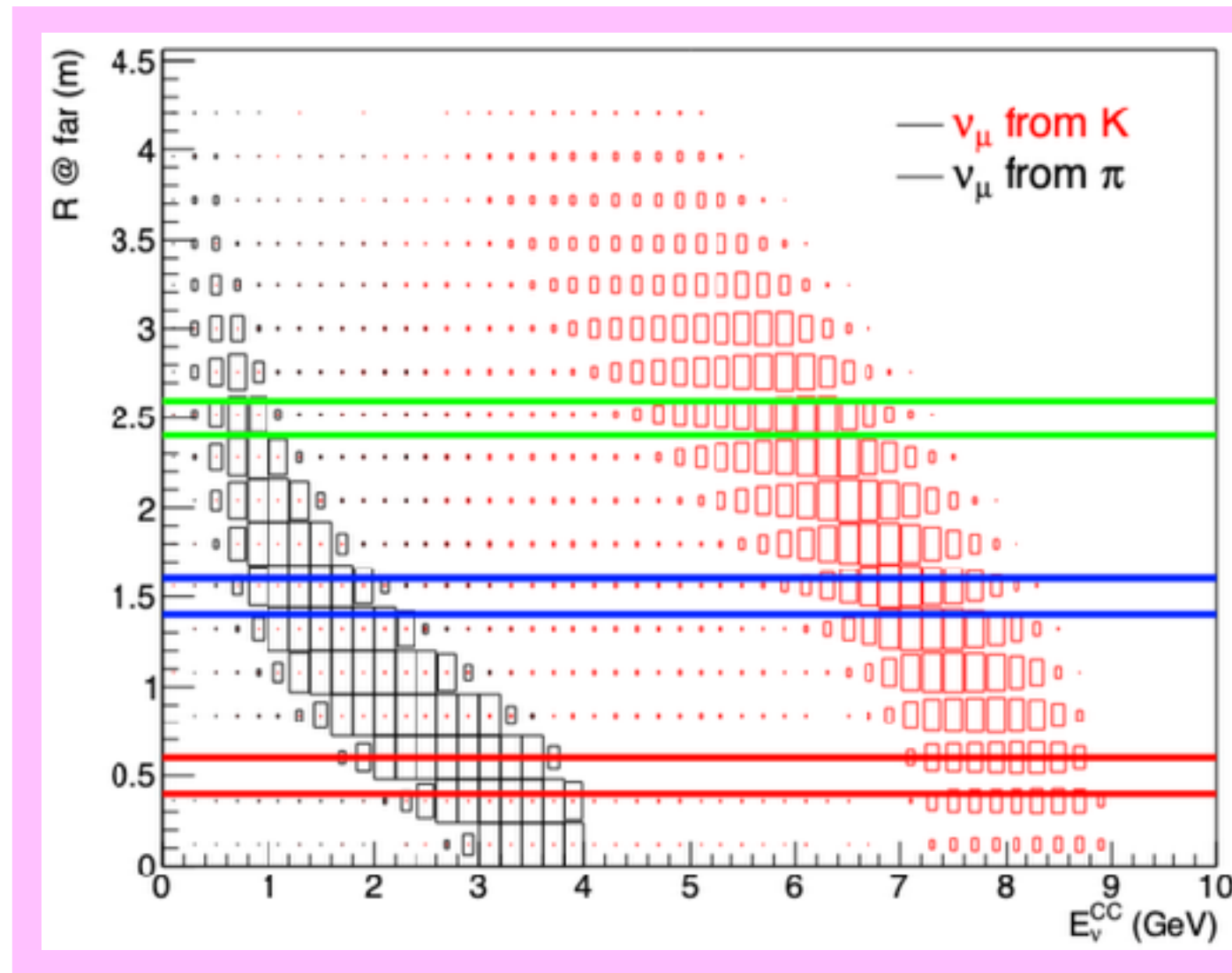
Precise determination of E_ν :


1. Constrained by interaction vertex
2. No reliance on final state reconstruction (no pesky neutrino-nucleus interactions)

8-25% resolution in DUNE ROI

R&D efforts for **DUNE** and **HK** optimisation with a multi-momentum beamline

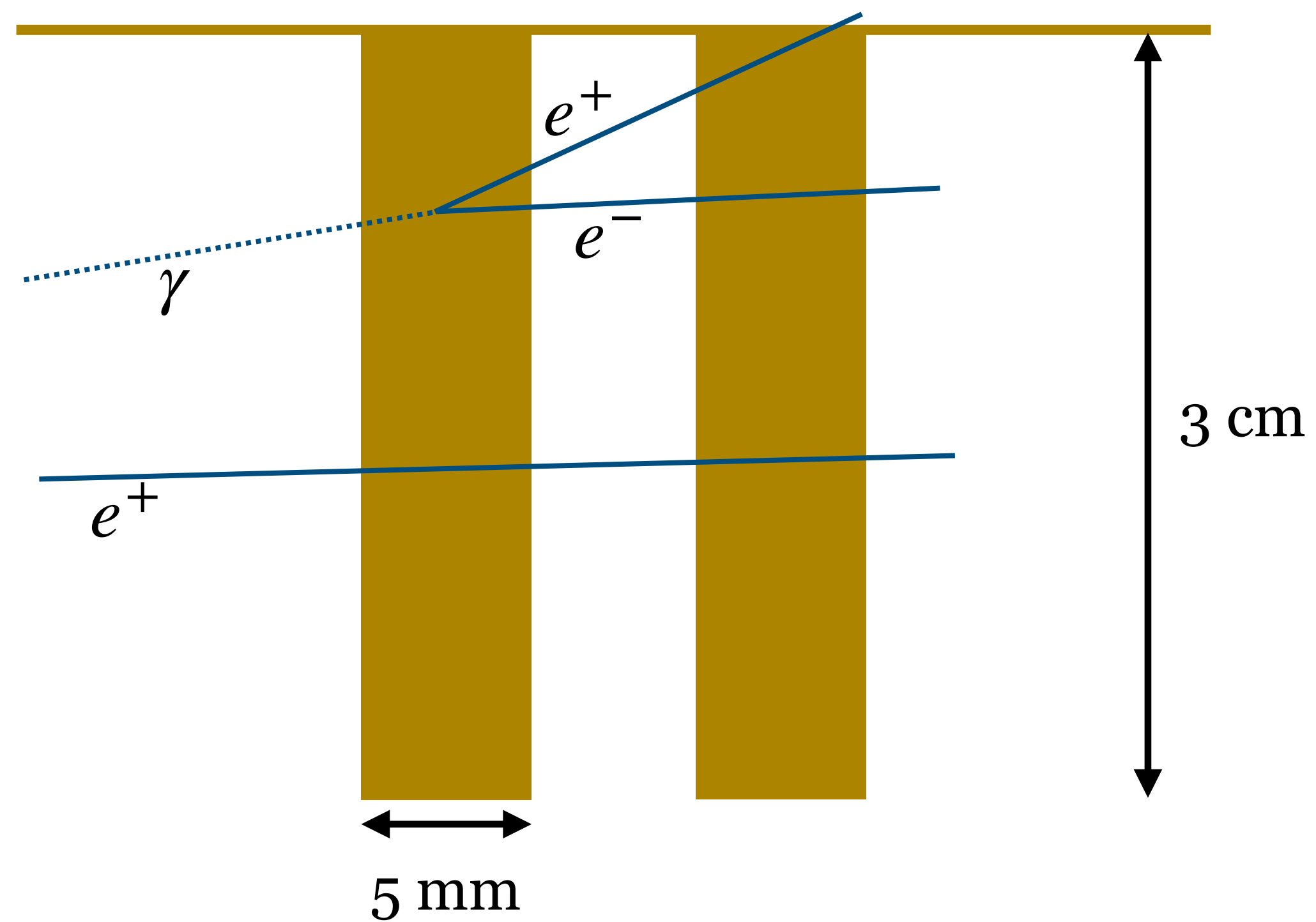
30% resolution in HK ROI





Photon Veto

- Plastic scintillator tiles in doublets forming inner rings
- Time resolution of ~ 400 ps

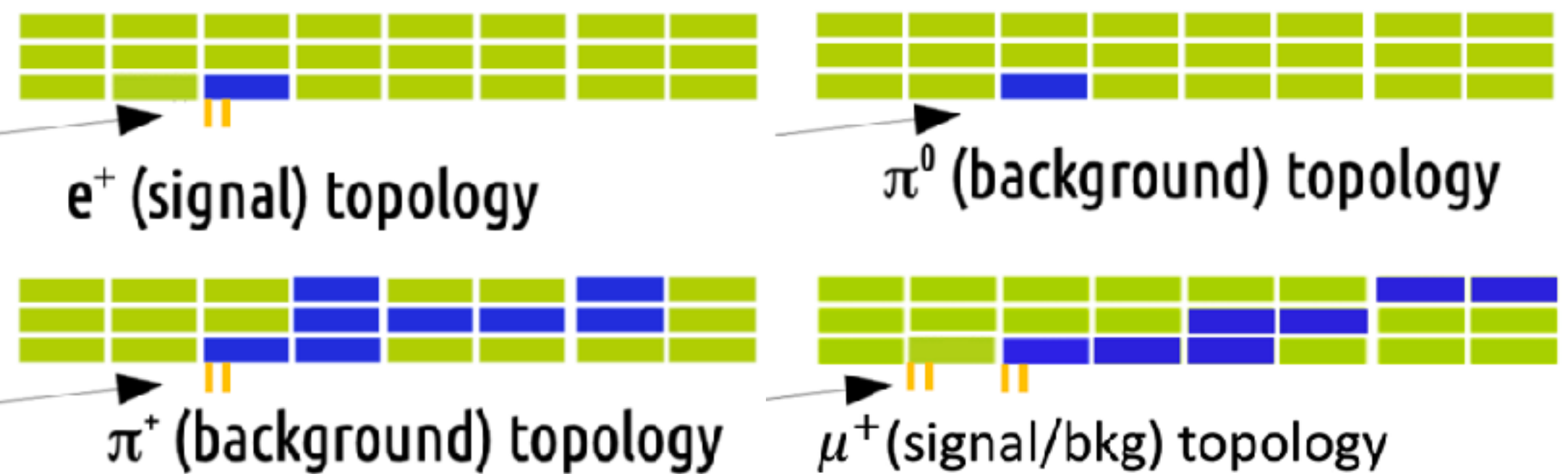



Photon Veto

- Plastic scintillator tiles in doublets forming inner rings
- Time resolution of ~ 400 ps

Calorimeter

- Sampling calorimeter: sandwich plastic scintillator and iron target
- 3 radial layers of lateral readout calorimetric modules (LCMs)
- WLS fibres to SiPMs for light collection



Photon Veto


- Plastic scintillator tiles in doublets forming inner rings
- Time resolution of ~ 400 ps

Calorimeter

- Sampling calorimeter: sandwich plastic scintillator and iron target
- 3 radial layers of lateral readout calorimetric modules (LCMs)
- WLS fibres to SiPMs for light collection

Shielding

- 30 cm borated polyethylene
- SiPMs placed outside to reduce neutron flux (factor of 18)



- GEANT4 detector simulation was validated with prototype tests @ CERN, 2016-2018

- Pile-up effects are included (waveform treatment in progress)

- Event building and PID algorithms available

- Developed between 2016 and 2020

- e^+ and μ from K^+ selected by searching for energy clusters

- PID completed with a MLP trained on discriminating variables: E deposition, topology, photon veto *etc.*

K_{e3} positrons: ν_e

S/N = 2

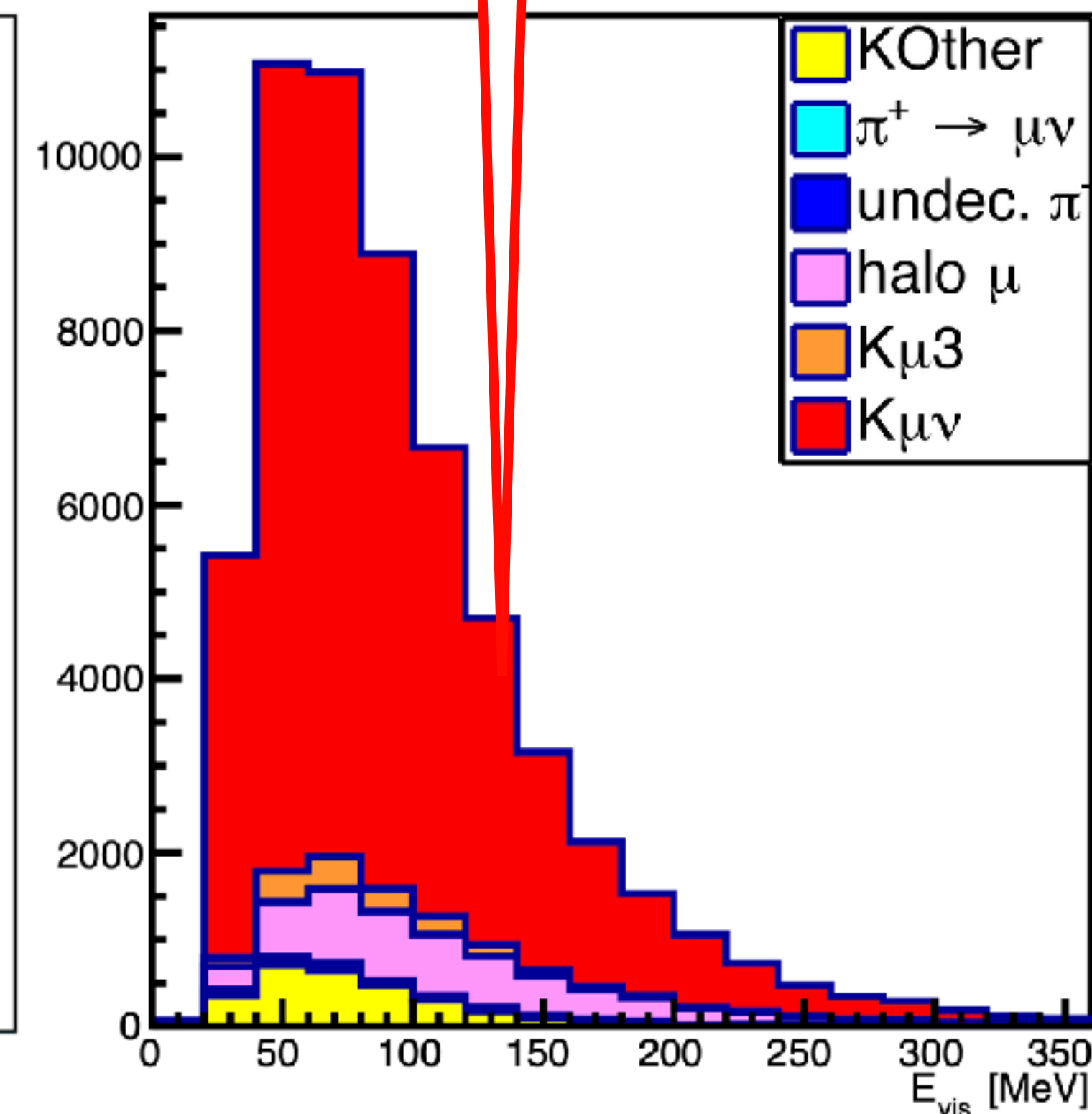
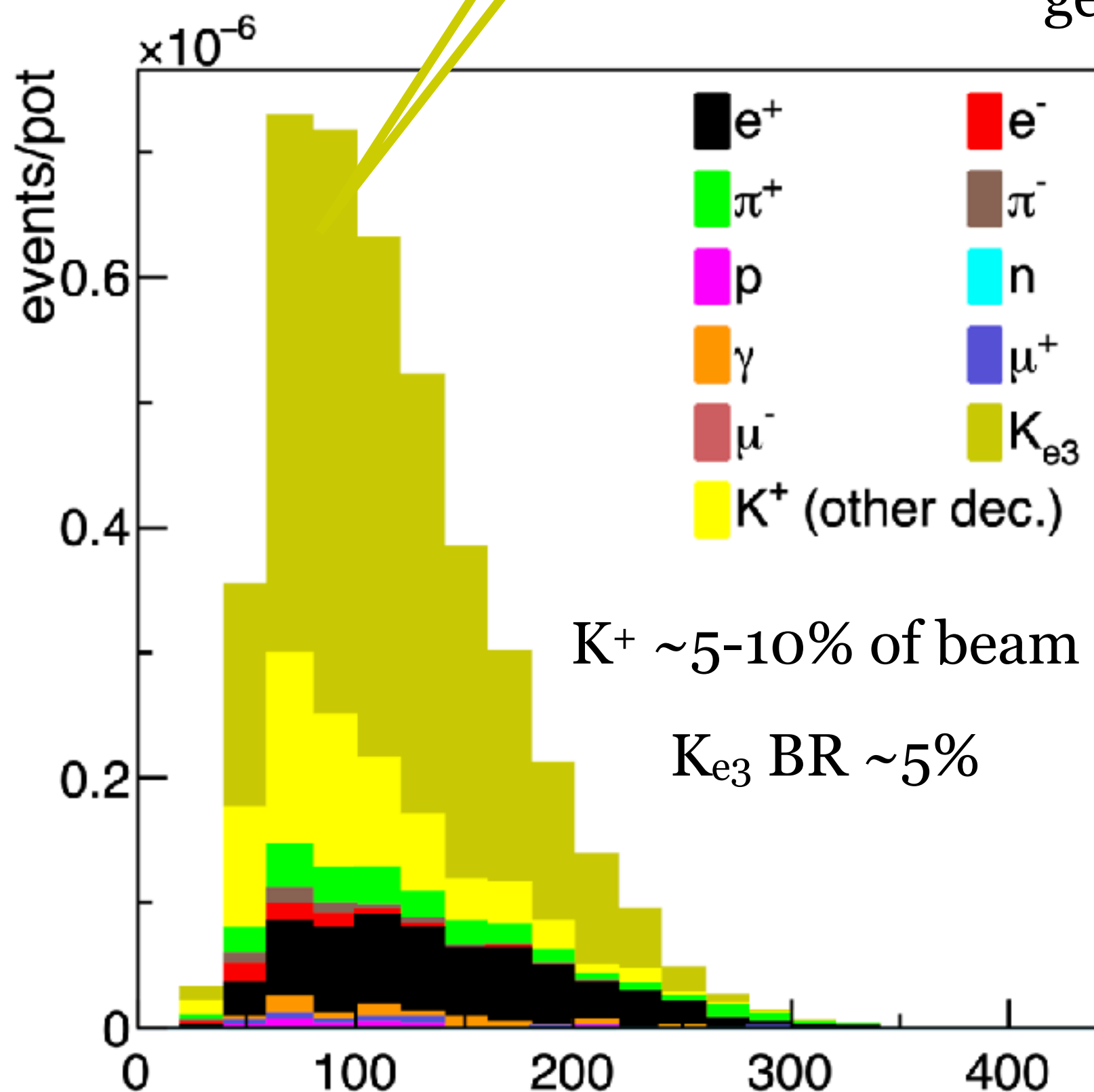
Eff = 22%

$K_{\mu 2}$ muons: ν_μ

S/N = 6

Eff = 34%

Efficiency is half geometrical

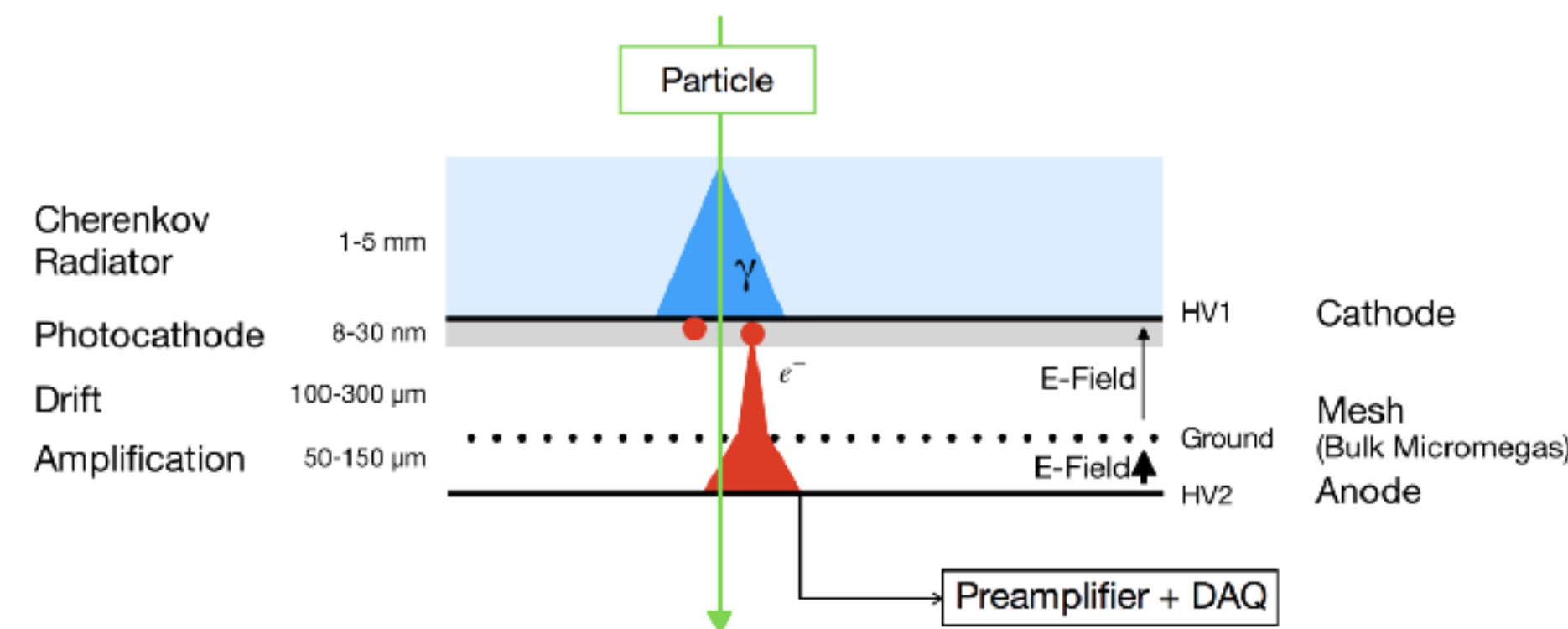


- Measuring $\pi_{\mu 2}$ muons constrains low-energy ν_{μ}
- Low angle muons at out of tagger acceptance
 - Need muon stations post-hadron dump
- Detector constraints: muons rate ($\sim 2 \text{ MHz/cm}^2$), radiation hardness ($\sim 10^{12} \text{ MeV-n}_{\text{eq}}/\text{cm}^2$)

PIMENT

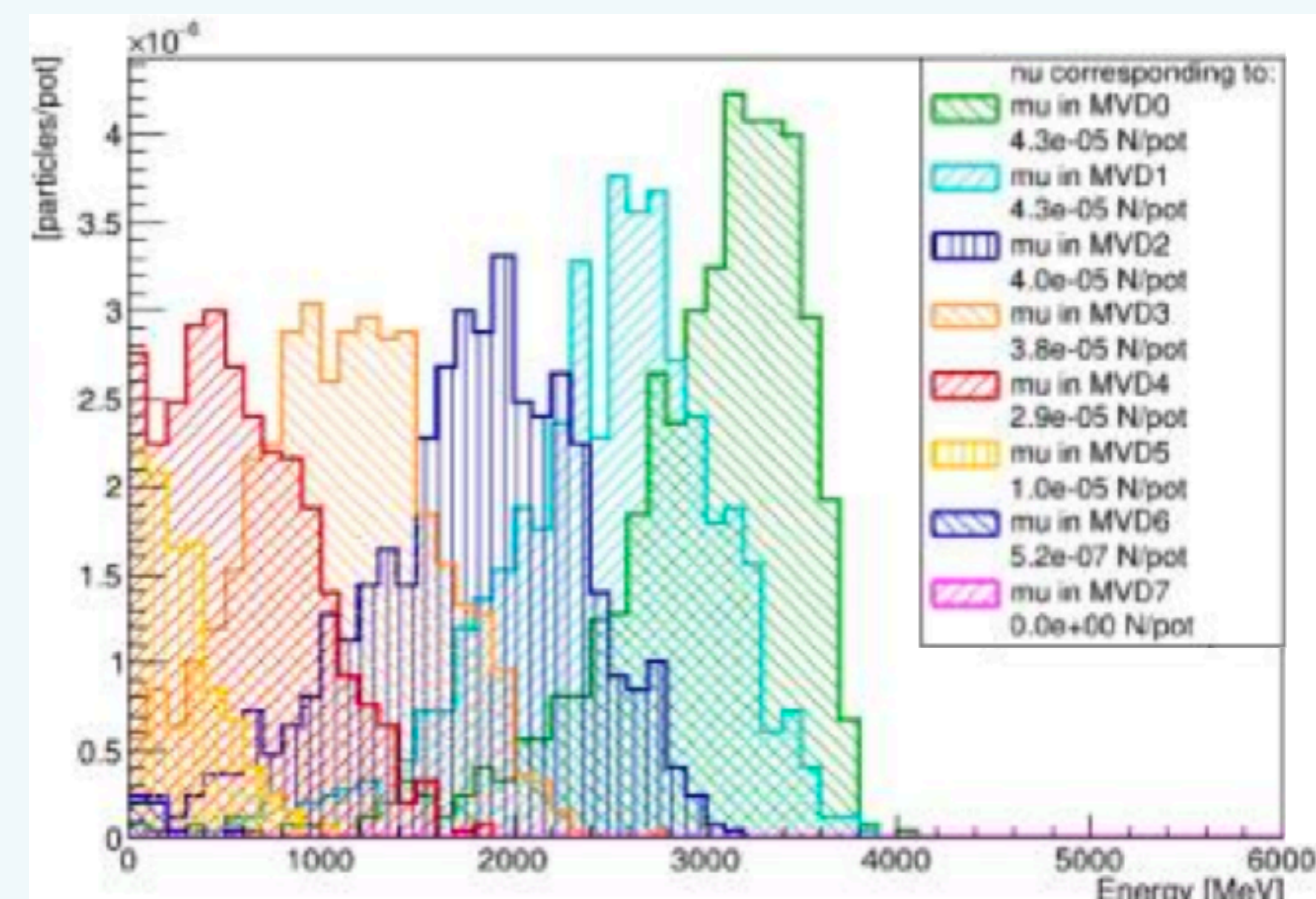
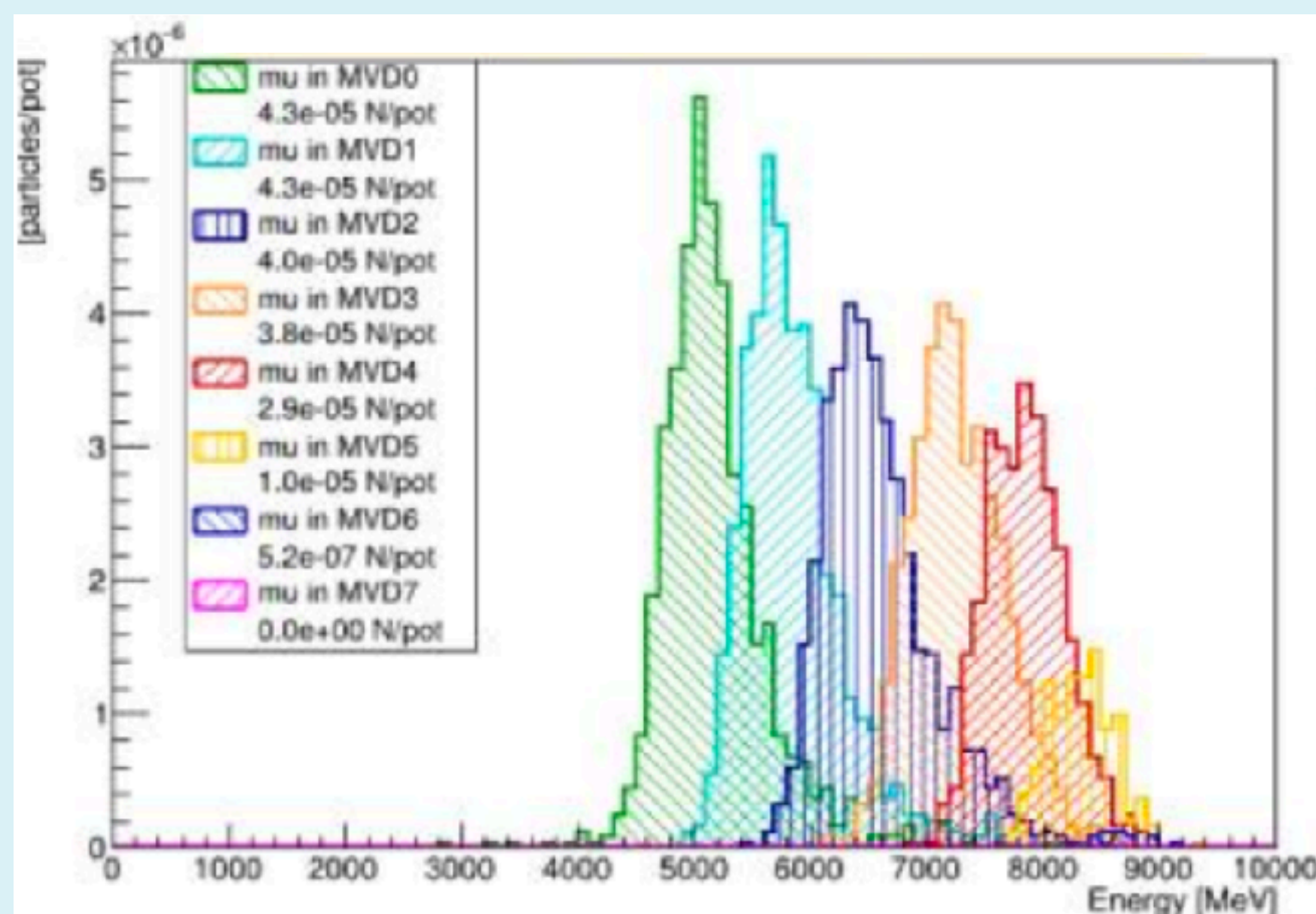
PICOSEC Micromegas
Detector for ENUBET

Fast micromega
detector with sub-25
ps precision.

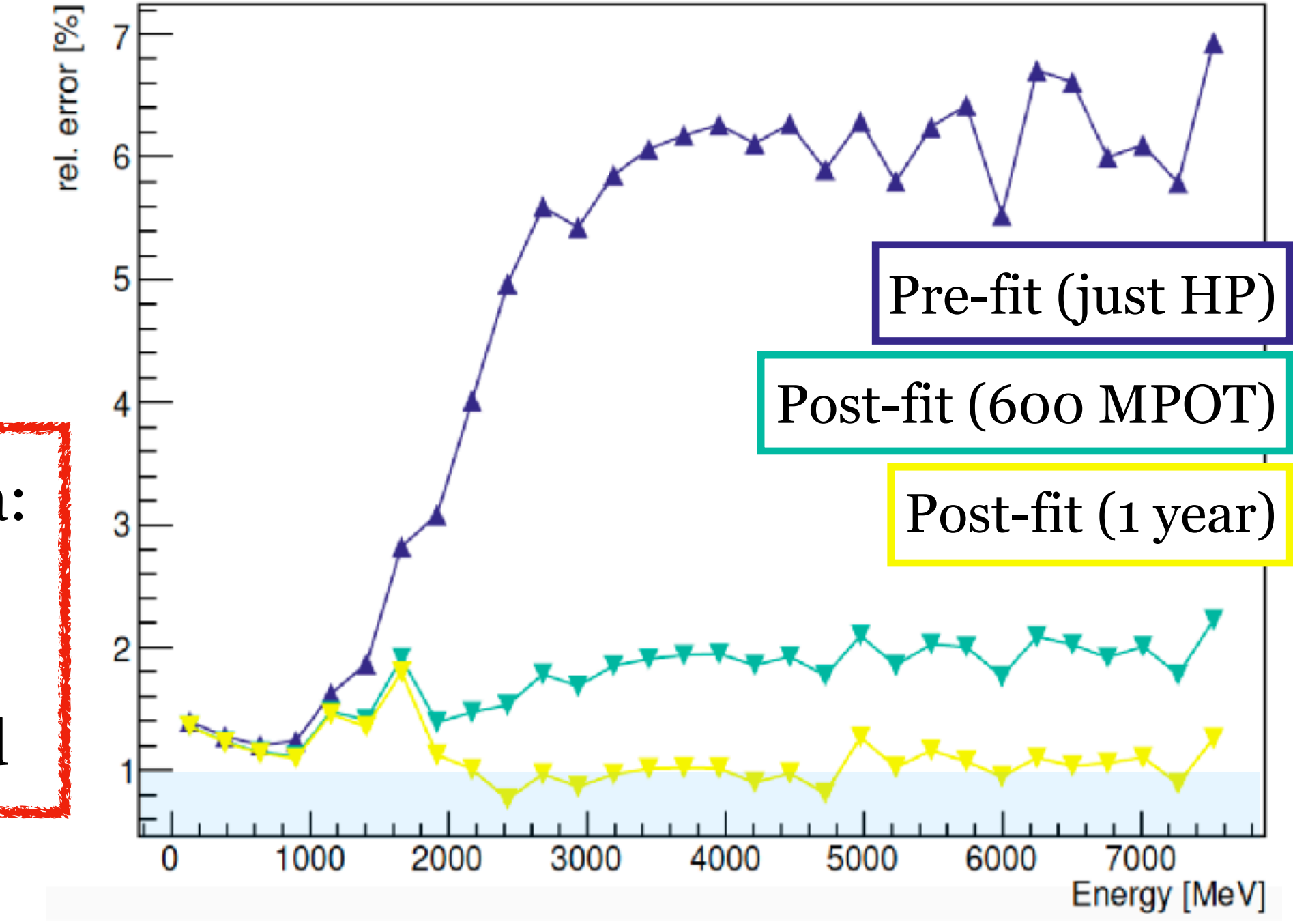
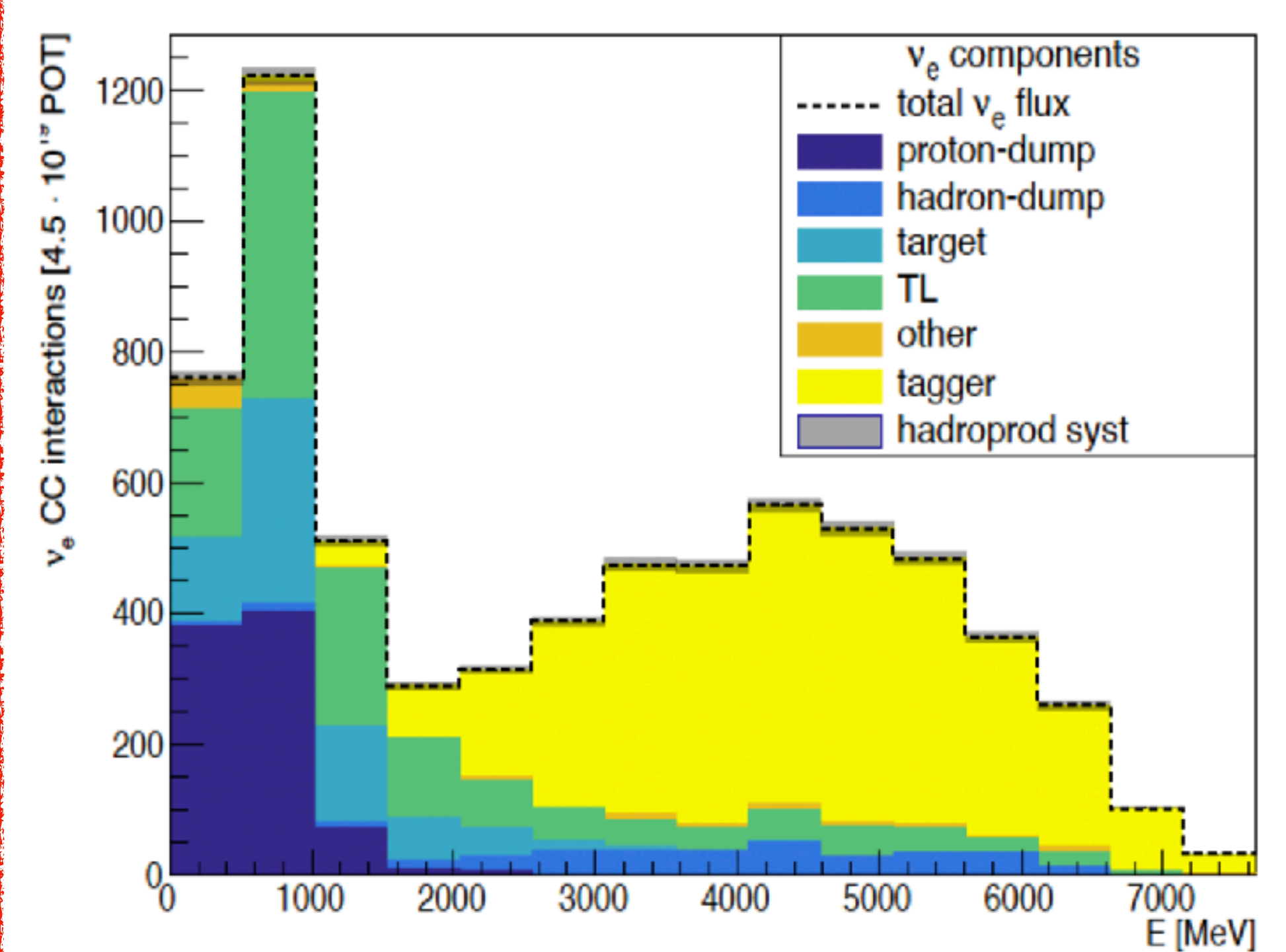


Correlation between traversed stations and neutrino energy can be exploited.

Upstream station is the 'hottest' and constrains detector technology.



- Use a signal + background model to fit lepton observables and calculate the total uncertainty
- Without lepton monitoring constraints:
 - Flux uncertainty dominated by hadro-production* systematics (~6%)
- Including lepton tagging information:
 - Flux uncertainty reduced to ~1%

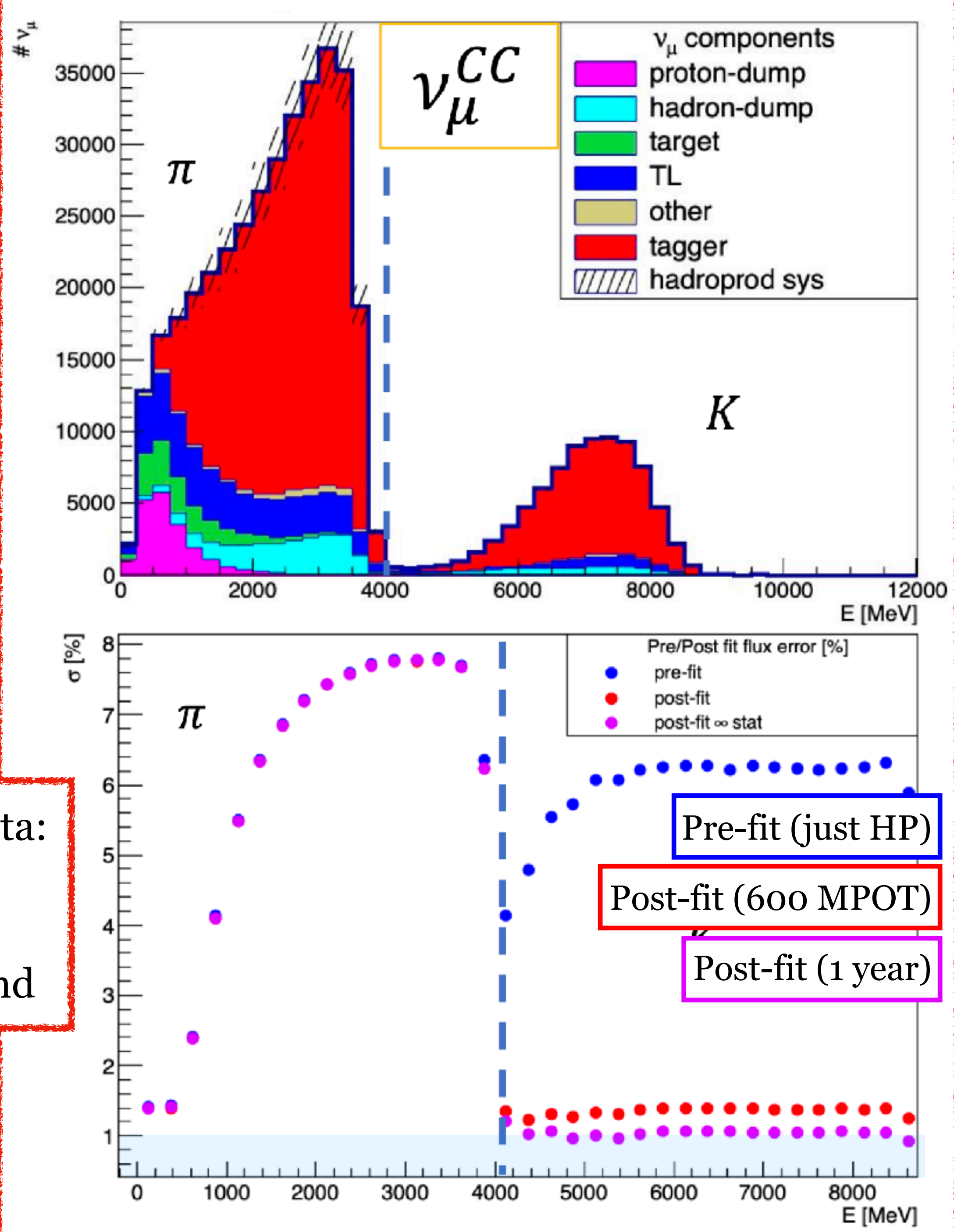


Total rates calculated for 1 year of data:

- SPS @ CERN, 4.5×10^{19} POT
- 500 t detector, 50 m from tunnel end

*Hadro-prod from NA56/SPY experiment

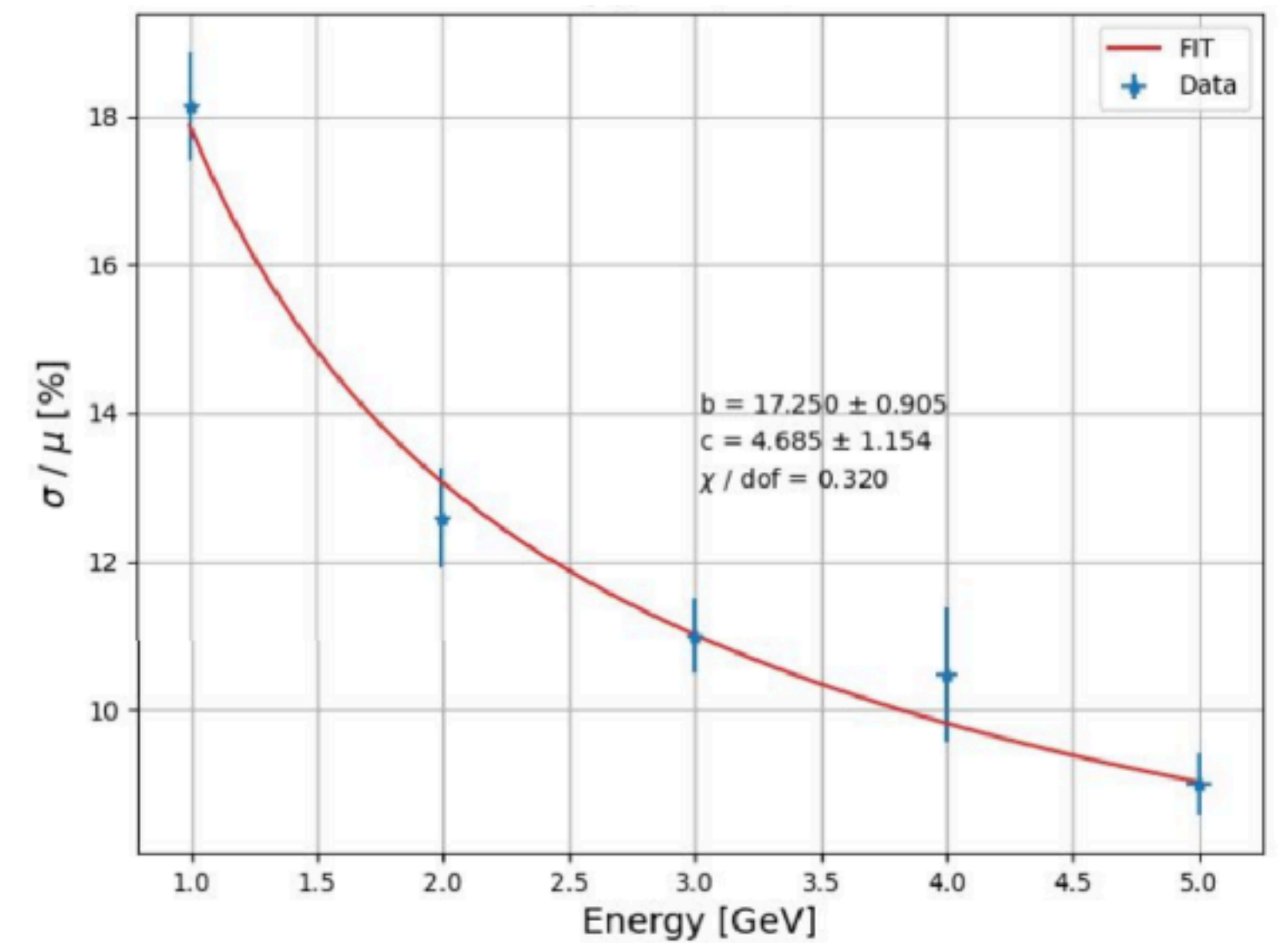

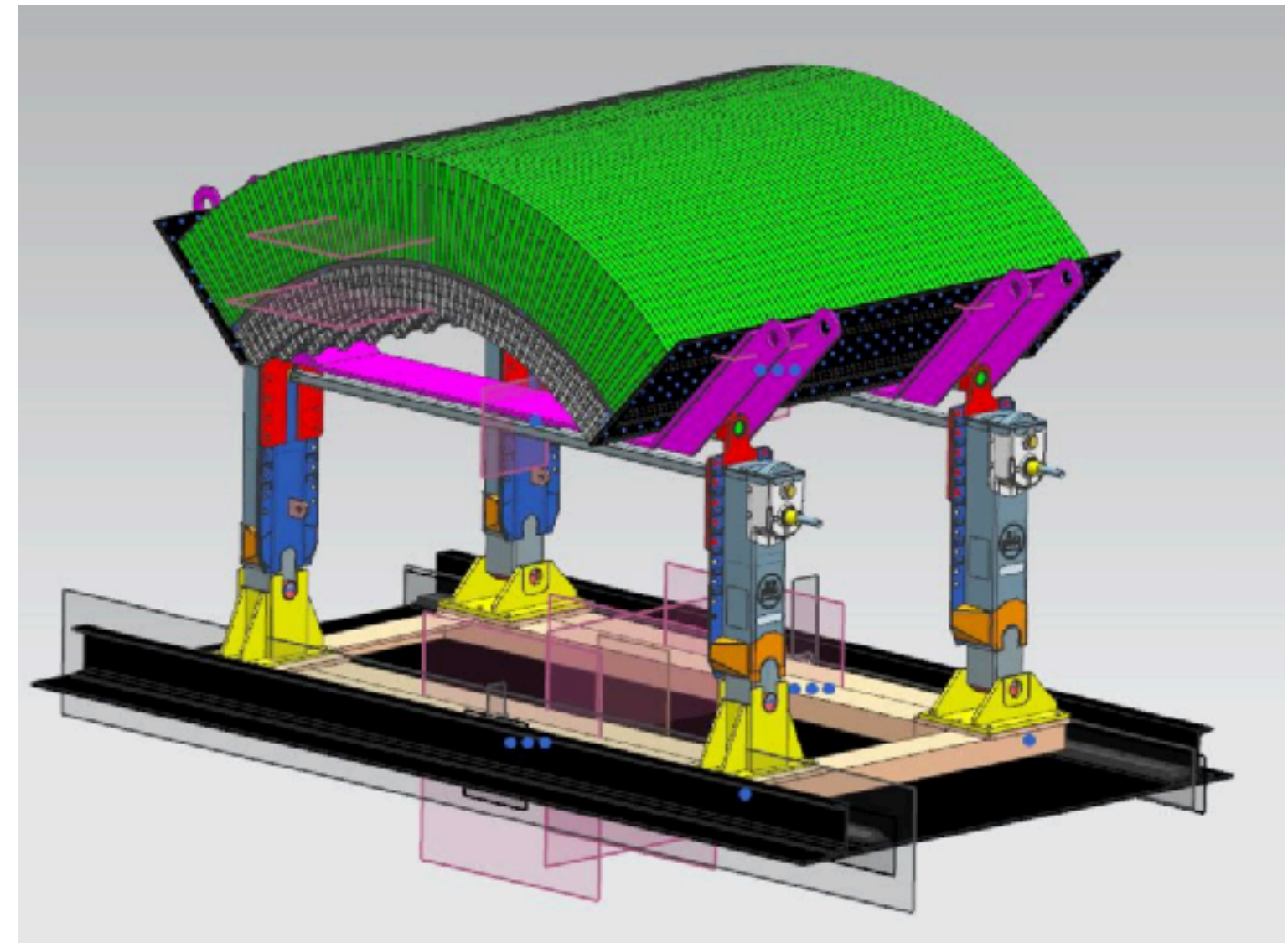
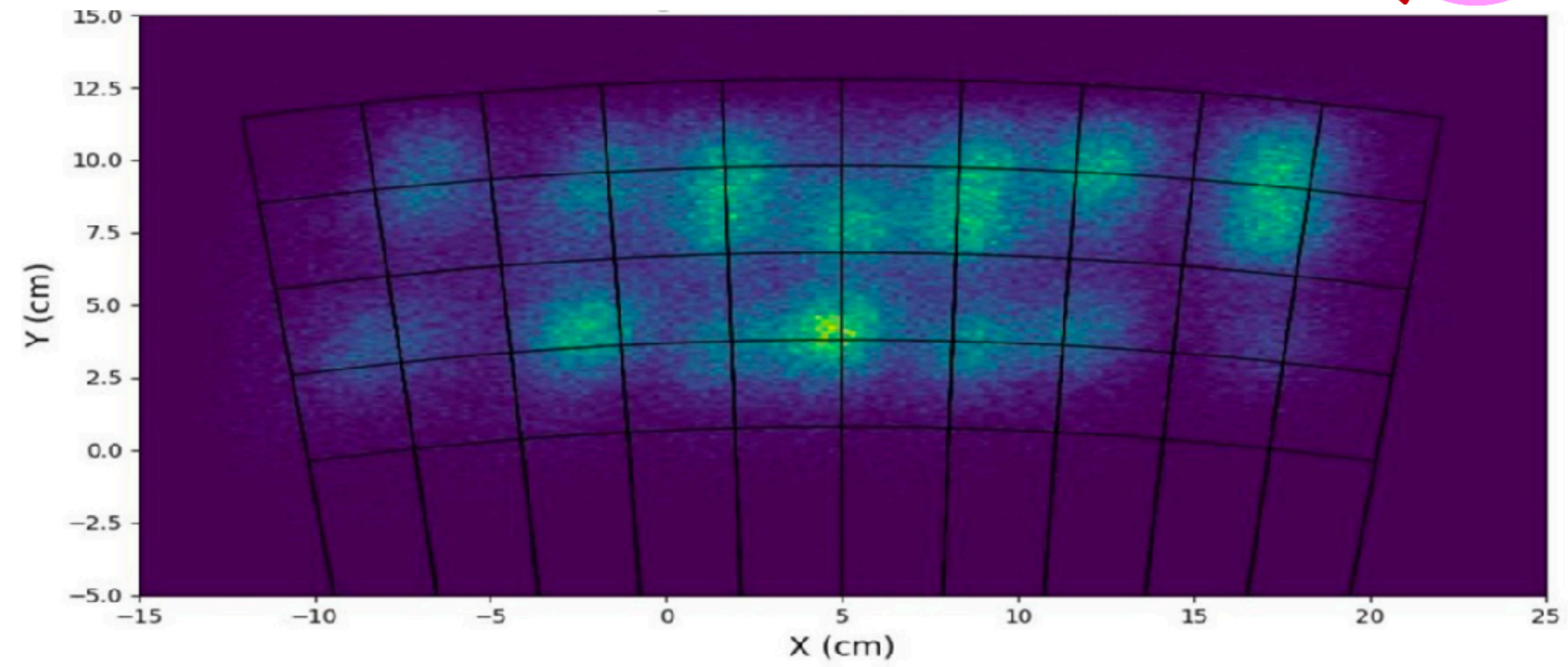
- Use a signal + background model to fit lepton observables and calculate the total uncertainty
- Without lepton monitoring constraints:
 - Flux uncertainty dominated by hadro-production* systematics (~6%)
- Including lepton tagging information:
 - Flux uncertainty reduced to ~1%





Total rates calculated for 1 year of data:
 - SPS @ CERN, 4.5×10^{19} POT
 - 500 t detector, 50 m from tunnel end

*Hadro-prod from NA56/SPY experiment

- Part of the decay tunnel was built and tested @ CERN in October 2022
 - The culmination of the ERC grant!
 - 1.65 m long, 3.5 ton, 90° coverage
 - 75 layers of: 1.5 cm iron, 7 mm scintillator
- Modular design to increase coverage easily



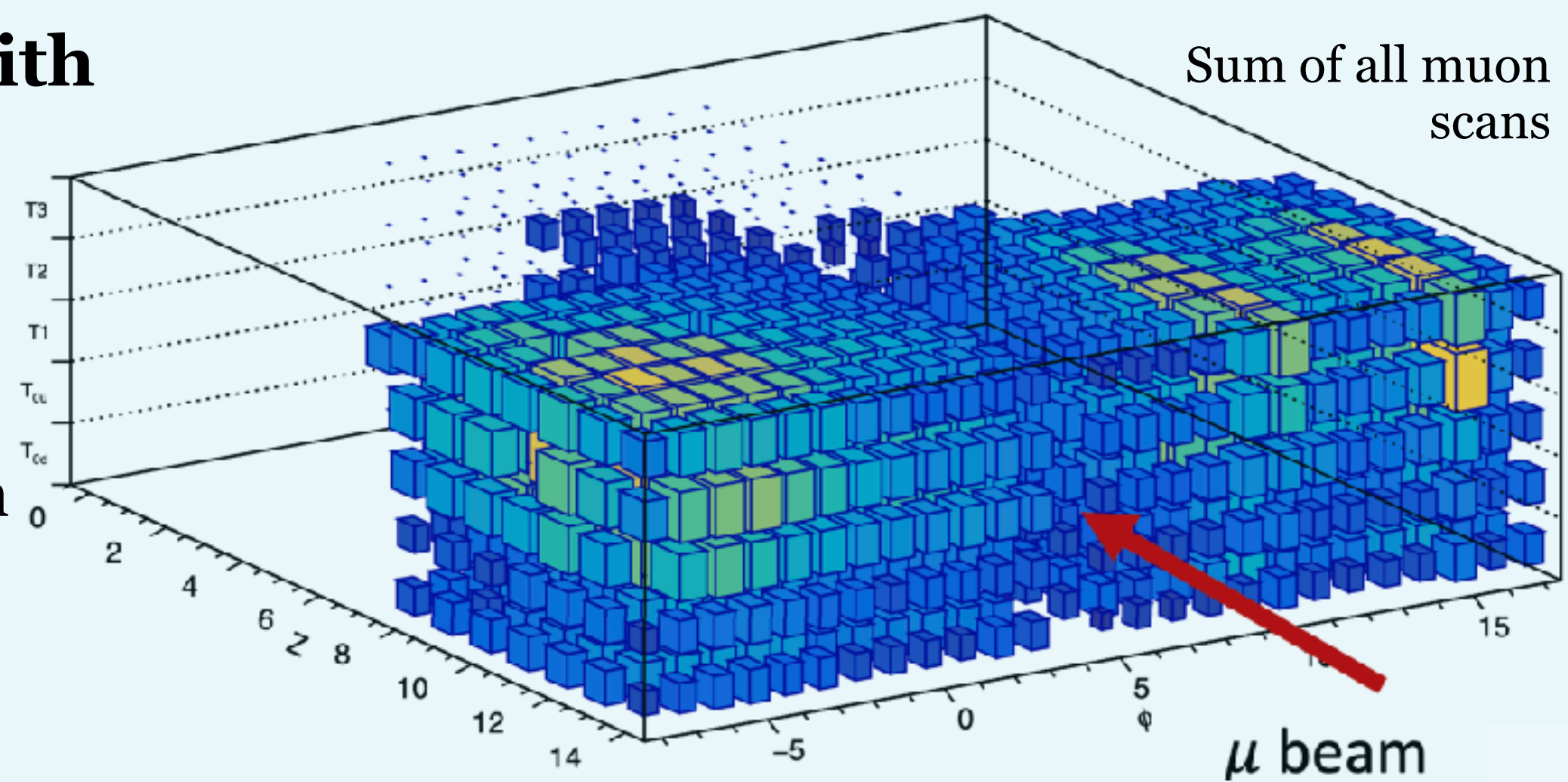




*Terms and conditions apply.


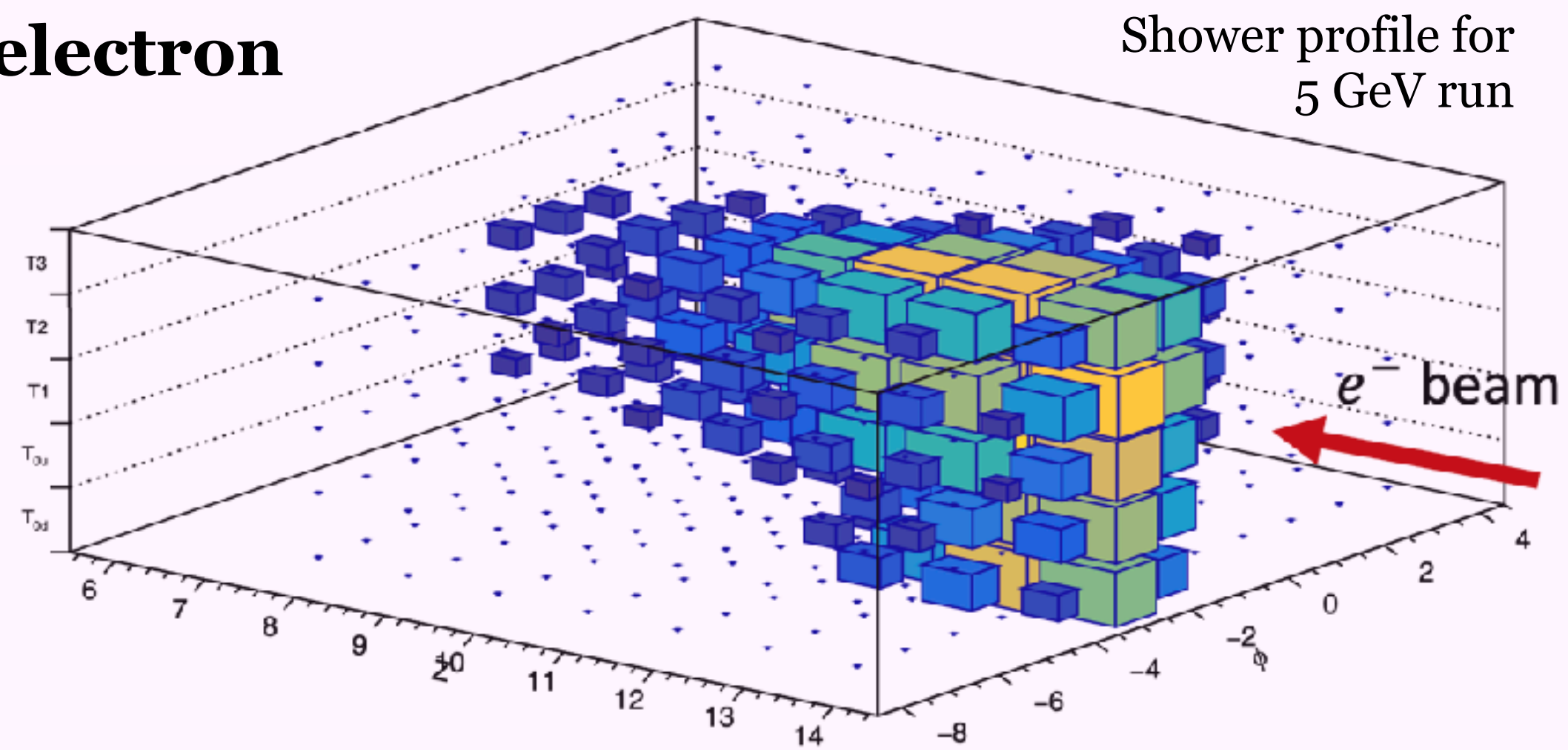
Calibration runs with 10 GeV muons

- All channels covered with lots of statistics
- Allow good equalisation of channels



Energy scans with electron beams

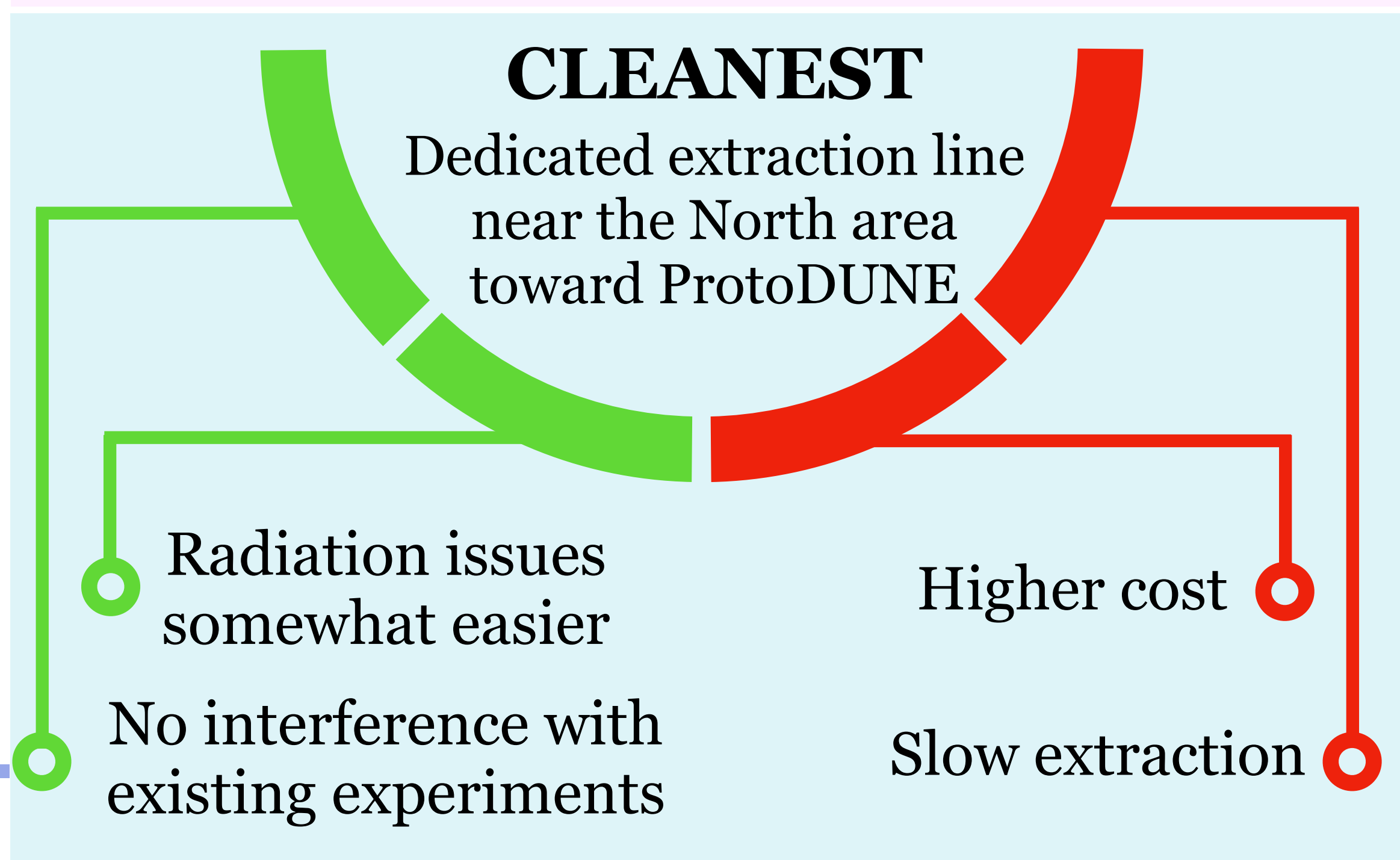
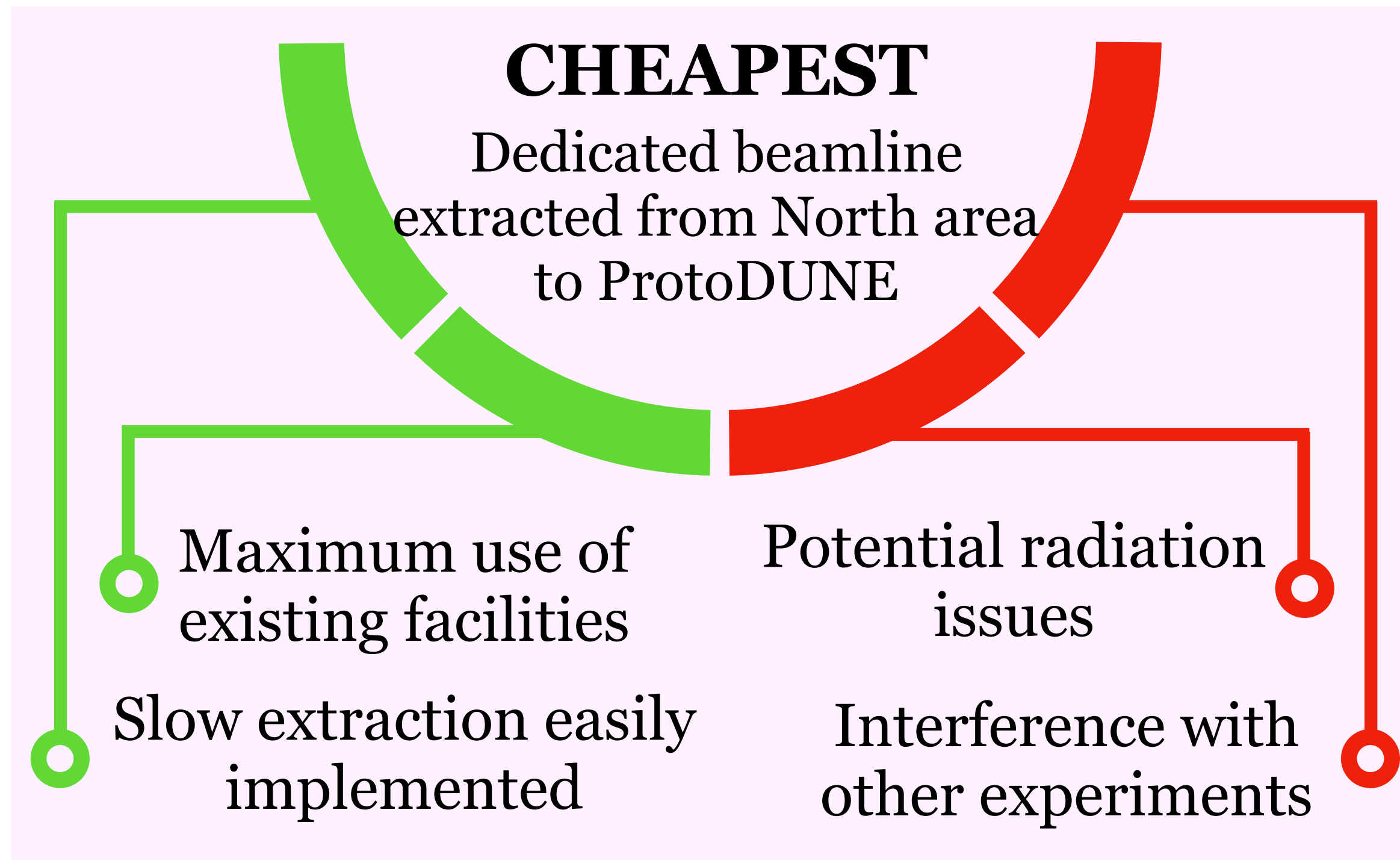
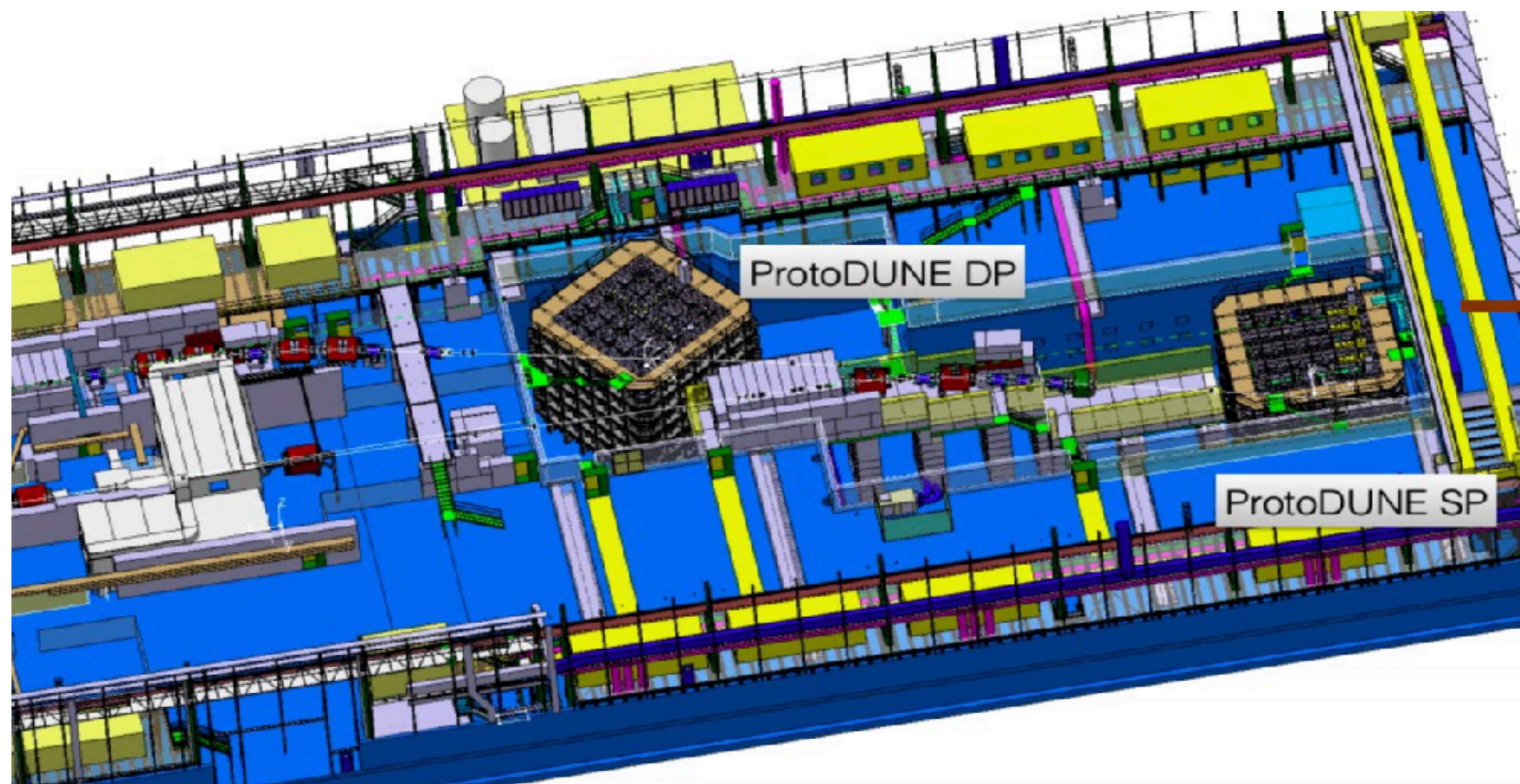
- Scans with different energies
- Performed for linearity and resolution studies





Implementation

- Propose a short baseline neutrino beam experiment @ CERN after 2030 (parallel with HK and DUNE)
- Studies and discussions ongoing under Physics Beyond Colliders framework
- This could be done in the North Area exploiting existing detectors (ProtoDUNE)





- **Monitored neutrino beams are a reality!** Proof of concept is almost complete - demonstrated in both simulation and experimentally
 - Critical for next generation neutrino experiments

ERC project completed - demonstrated the technique.

Another beam test in 2023 and another request likely in 2024.

PIMENT (ANR 2022-2024)

- Constrain the 2-body ν_μ flux
- Assessing PICOSEC performance in the dump

Physics Beyond Colliders (NP06)

- Starting to address the issue of implementation at CERN
- During LHC Run IV, in parallel with DUNE and Hyper-Kamiokande
- Assess the possibility of using ProtoDUNE as the neutrino detector
- Optimal location would exploit the SPS slow extraction

Thank you



Talk author: Jordan McElwee, post-doctoral research associate, LP2i Bordeaux

Collaboration: The ENUBET Collaboration

Keywords: Detector R&D, cross-section, neutrino beams

Funds: ERC, Physics Beyond Colliders

Paper DOI: 10.1140/epjc/s10052-023-12116-3

Publishing: F. Acerbi et al., 'Design and performance of the ENUBET monitored neutrino beam', *Eur. Phys. J. C* 83 (2023) 10, 964.

Identifier: arXiv:2308.09402 [hep-ex]

Paper Authors: Can be found on arXiv - The ENUBET Collaboration

Abstract

The ENUBET project aims to design and experimentally demonstrate the concept of a monitored neutrino beam. These novel beams utilise an instrumented decay tunnel, whose detectors directly constrain the neutrino flux by reconstructing large-angle leptons from hadron decay; such a facility is an ideal tool for high-precision cross-section measurements as they provide superior control of the beam systematics than current facilities. This presentation covers the full design of a neutrino beam capable of monitoring produced leptons at a single particle level, constraining the final neutrino cross-section measurement to a 1% precision. This includes the design and simulation of the neutrino beamline with a new 'static' focussing system without magnetic horns, a 40 m decay tunnel instrumented with cost-effective particle detectors, and a 20 m transfer line for charge and momentum selection. The implementation of such a beamline at CERN is also discussed, along with the first tests of a demonstrator at CERN in 2022/23.

Supplementary

A cross-section facility to achieving a precision of $<1\%$ in ν_e and ν_μ fluxes

Reduce neutrino flux systematics

- Combine hadro-production and ν - e scattering data (**5-10%**)
- Monitored neutrino beams (**0.5-1%**)
- Muon storage ring, *e.g.* nuSTORM (**$<1\%$**)

Constrain E_ν w/o energy reconstruction

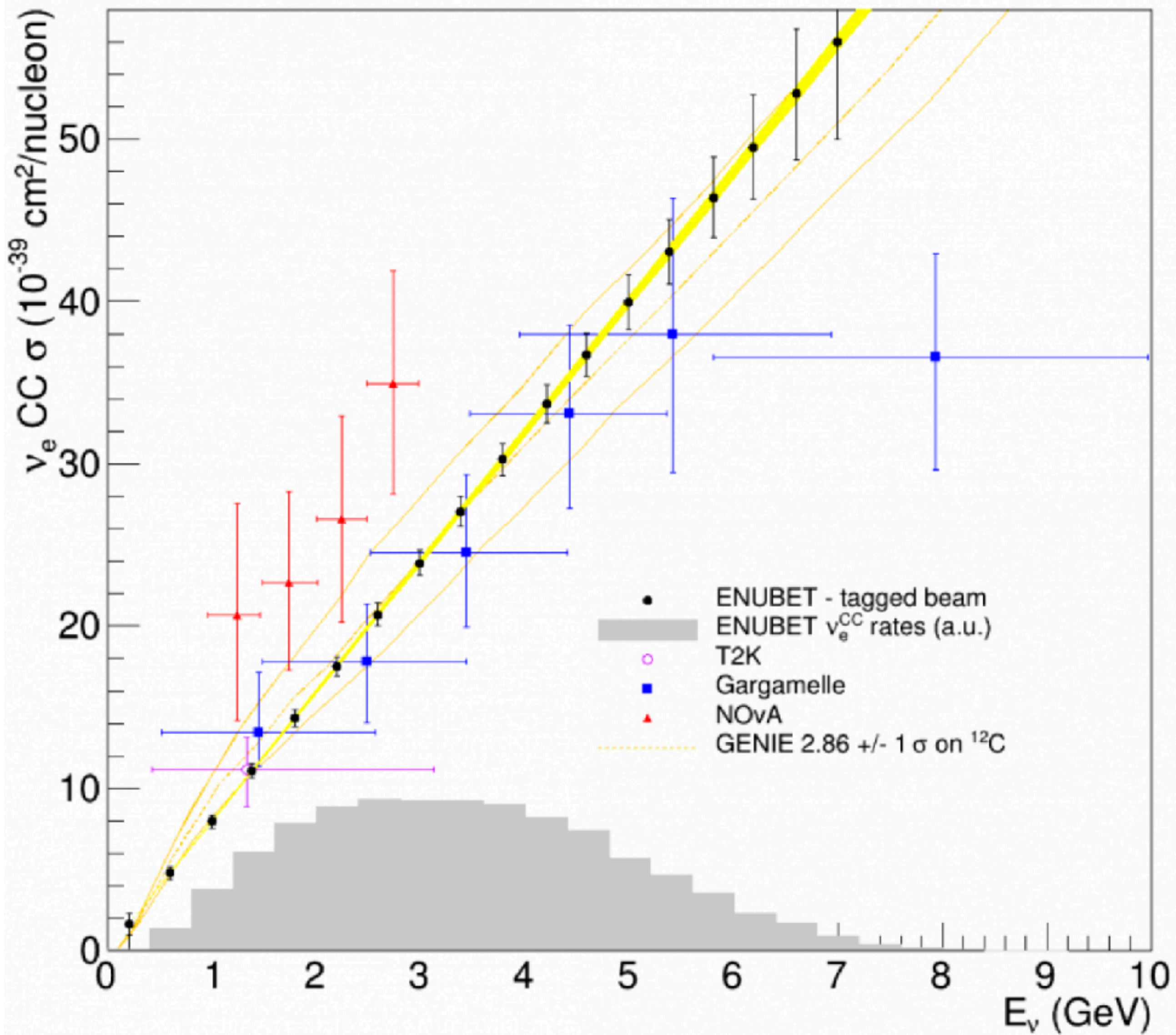
- Narrow band beams with movable detectors (a 'monochromatic' beam)
- Monitored neutrino beam with a 'narrow band off-axis' technique

Low Z targets w/ same near and far detector

- Near detectors are good, but problems with deconvoluting flux and cross-section (and different phase space)
- New experiments with novel detectors and beam

Large statistics (double-differential x-secs)

- Not an issue for ν_μ
- $\mathcal{O}(10^4)$ ν_e in conventional and monitored beams
- $\mathcal{O}(10^6)$ in all flavours in muon storage rings



Purpose of ENUBET - A narrow-band neutrino beam to measure:

- **Neutrino cross-section** and **flavour composition** at a **1% precision** level
- **Neutrino energy** at **10% precision**

From the **European Strategy for Particle Physics Deliberation:**

To extract the most physics from DUNE and Hyper-Kamiokande, a **complementary programme of experimentation to determine neutrino cross-sections and fluxes is required**. Several experiments aimed at determining neutrino fluxes exist worldwide. **The possible implementation and impact of a facility to measure neutrino cross-sections at the percent level should continue to be studied.**


1.0

8 z-layers

10 ϕ -sectors

400 channels

2022



2023

+7 z-layers

25 ϕ -sectors each

+875 channels

2.0



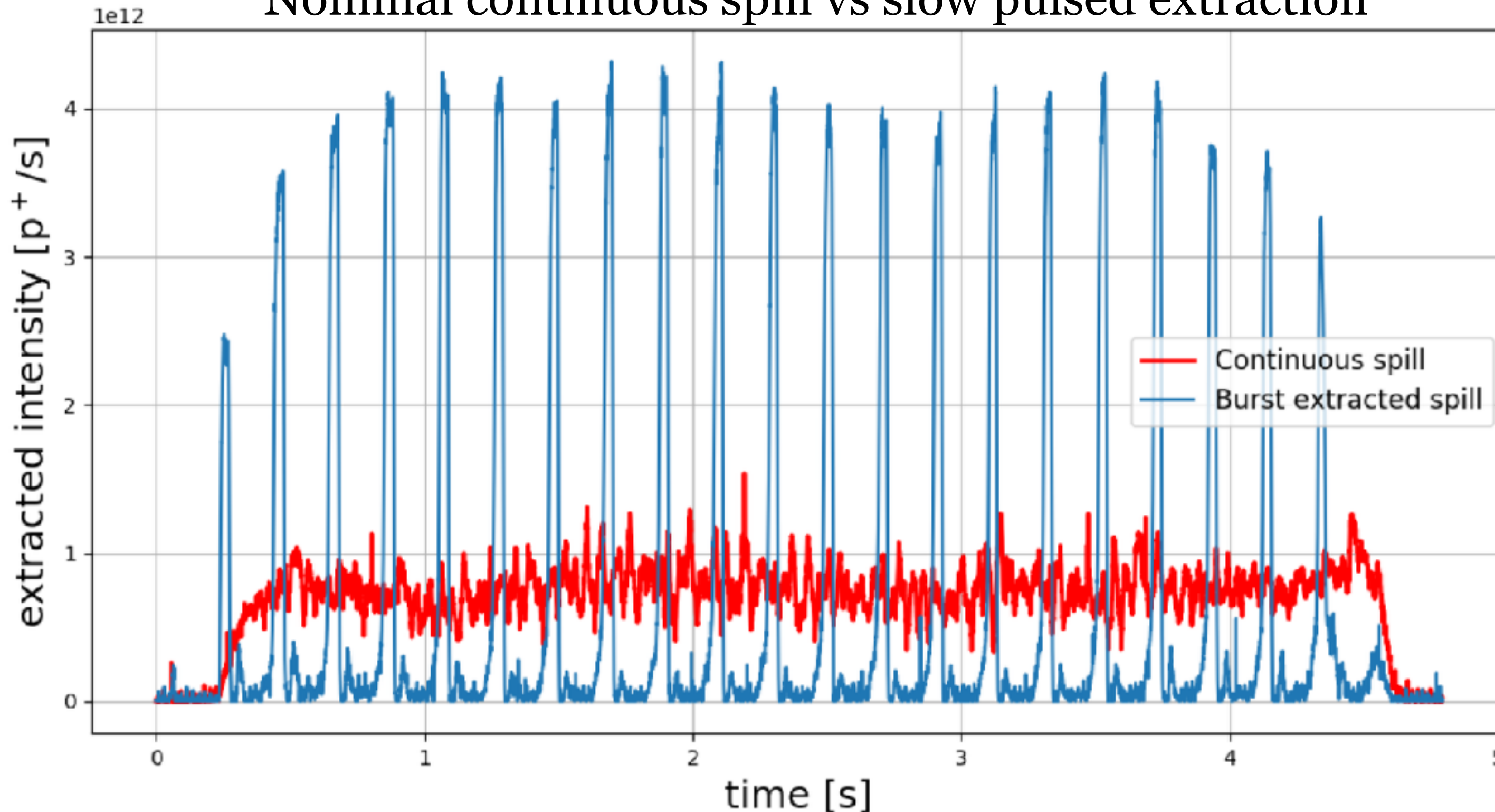
Parameter	Quantity	
	1.0	2.0
Scintillator tiles	1,360	4,335
WLS	1.5 km	4.8 km
Channels (SiPM)	400	1,275
Front-end boards	80	255
Interface boards	8	22
Read-out boards	8	22
CAEN Digitisers	45 ch	—

- ENUBET cannot use the fast-extraction scheme used by most experiments
 - Pile-up and instrumentation saturation problems

Original design: Pulsed horn in “burst proton extraction” mode

- Pulse every 100 ms
- 10 ms pulse width

Nominal continuous spill vs slow pulsed extraction



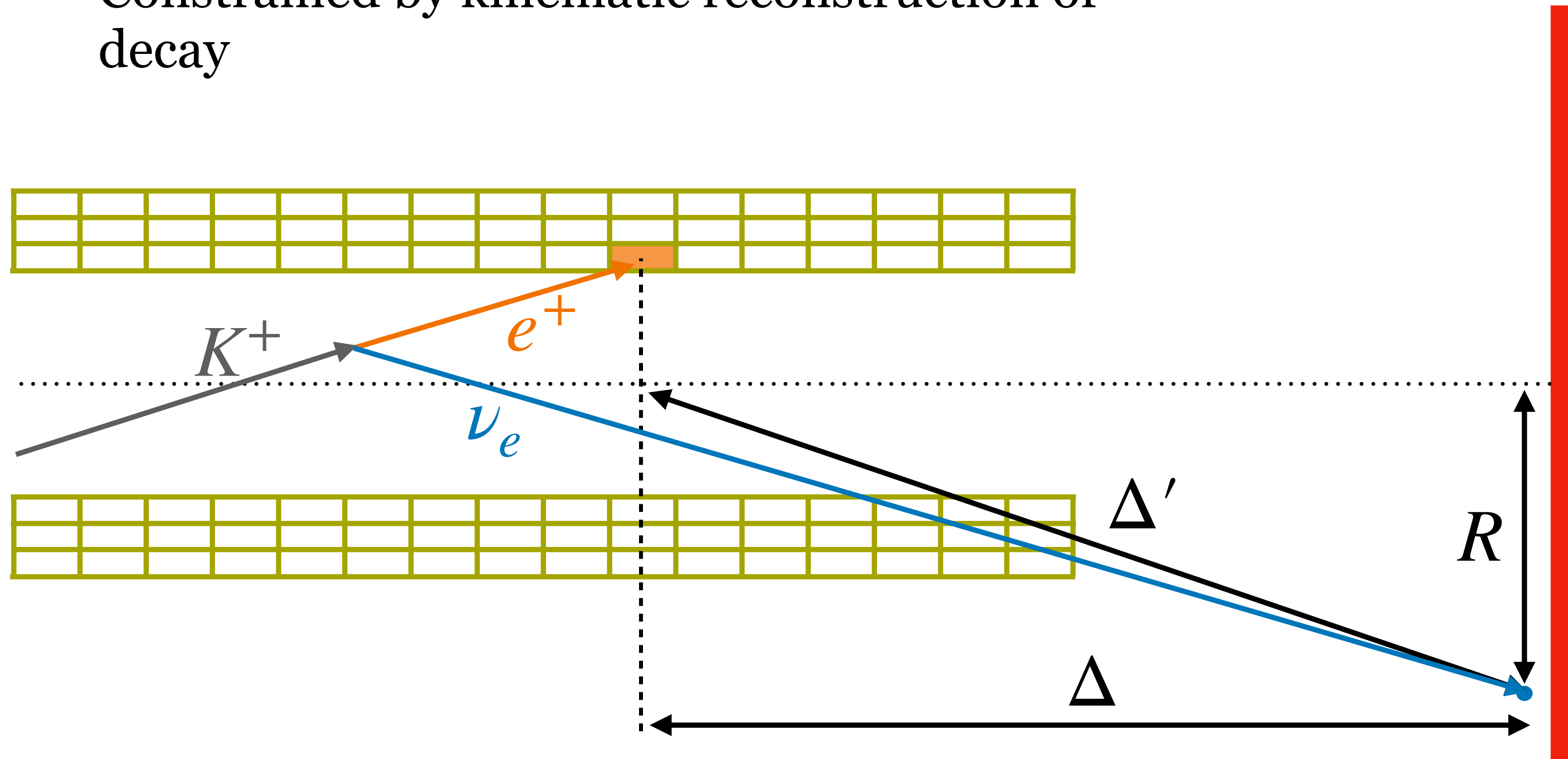
2020 design: A collection of dipoles and quadrupoles in a “static focusing system”

- Continuous extraction over 2 secs
- Flux only 2 times smaller than with a horn
- Rate at tagger reduced by an order of magnitude



- Neutrino **flavour** easily identified
 - From corresponding charged lepton
- Neutrino **energy** determined more precisely
 - Constrained by kinematic reconstruction of decay

ENUBET could be a **time-tagged** neutrino beam by exploiting **time coincidences** of ν_e and e^+ .



$t_\nu \rightarrow$ Neutrino detection time

$t_e \rightarrow$ Positron detection time

$$\Delta' = \sqrt{\Delta^2 + R^2}$$

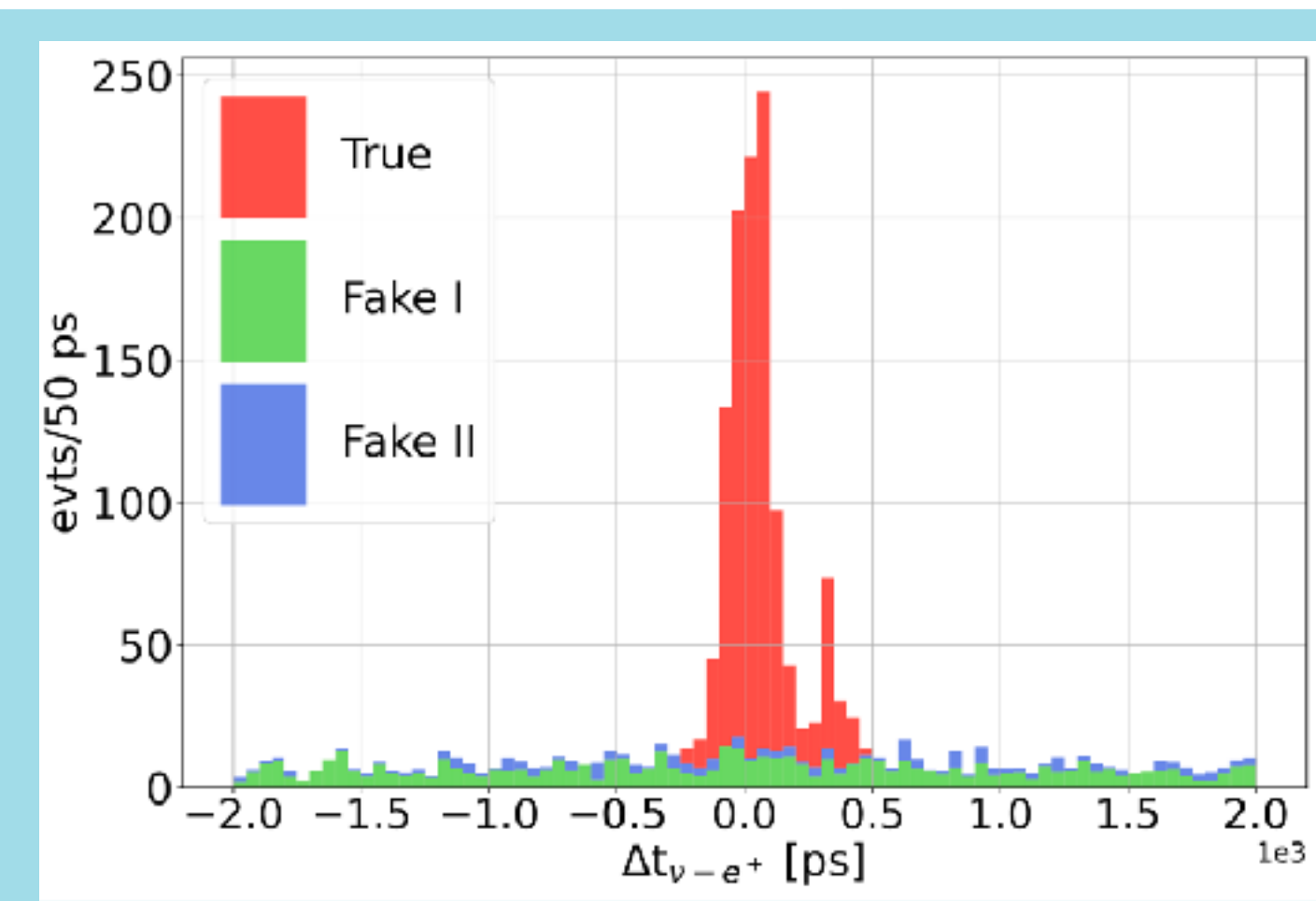
$$\delta t = t_\nu - \frac{\Delta'}{c} - t_e$$



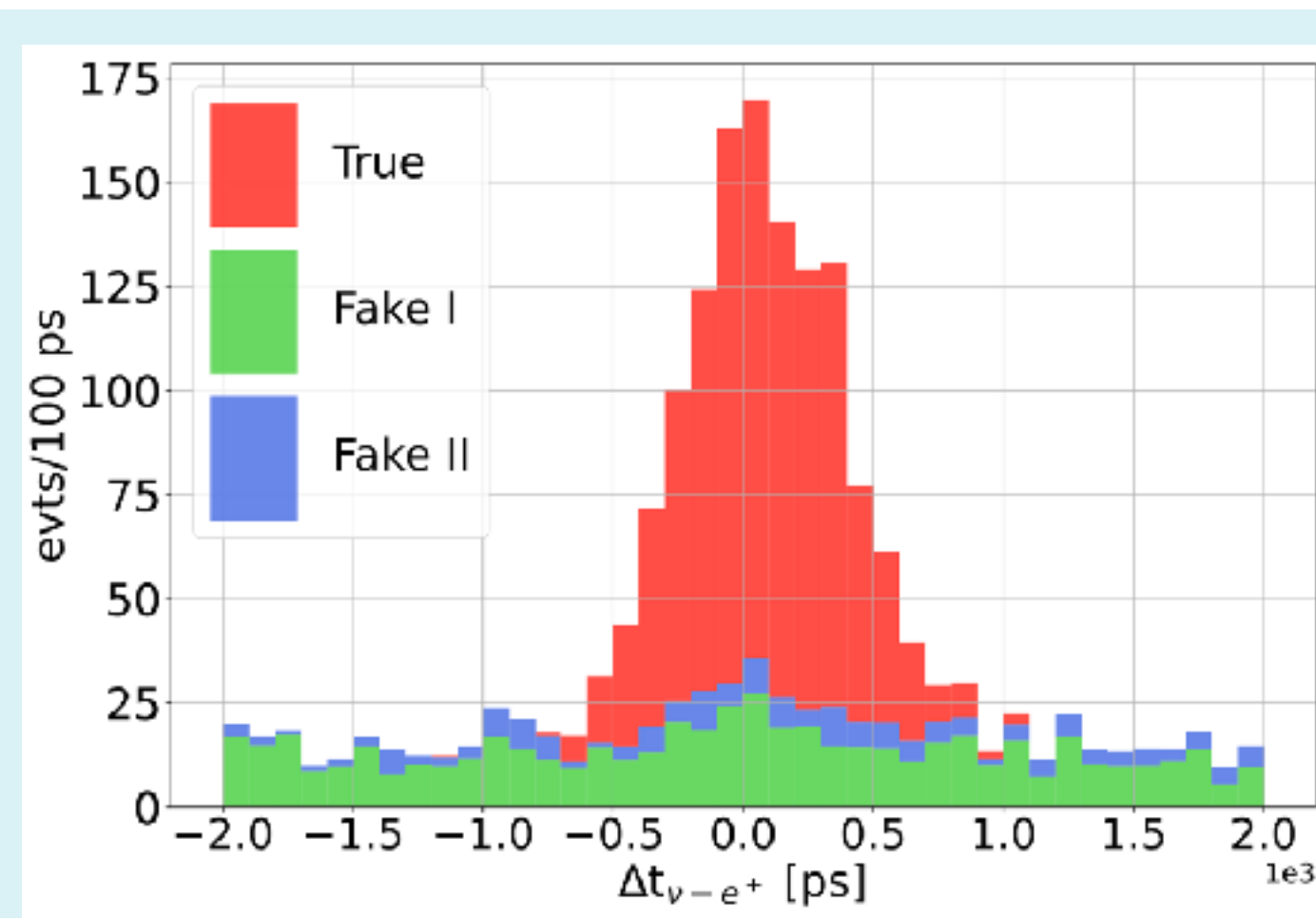
- Used a full beamline simulation with PID algorithms
- Results support ENUBET becoming a tagged beam
 - If time resolution improved to 200 ps
 - ~2 smaller than current resolution

ENUBET could be a **time-tagged** neutrino beam by exploiting **time coincidences** of ν_e and e^+ .

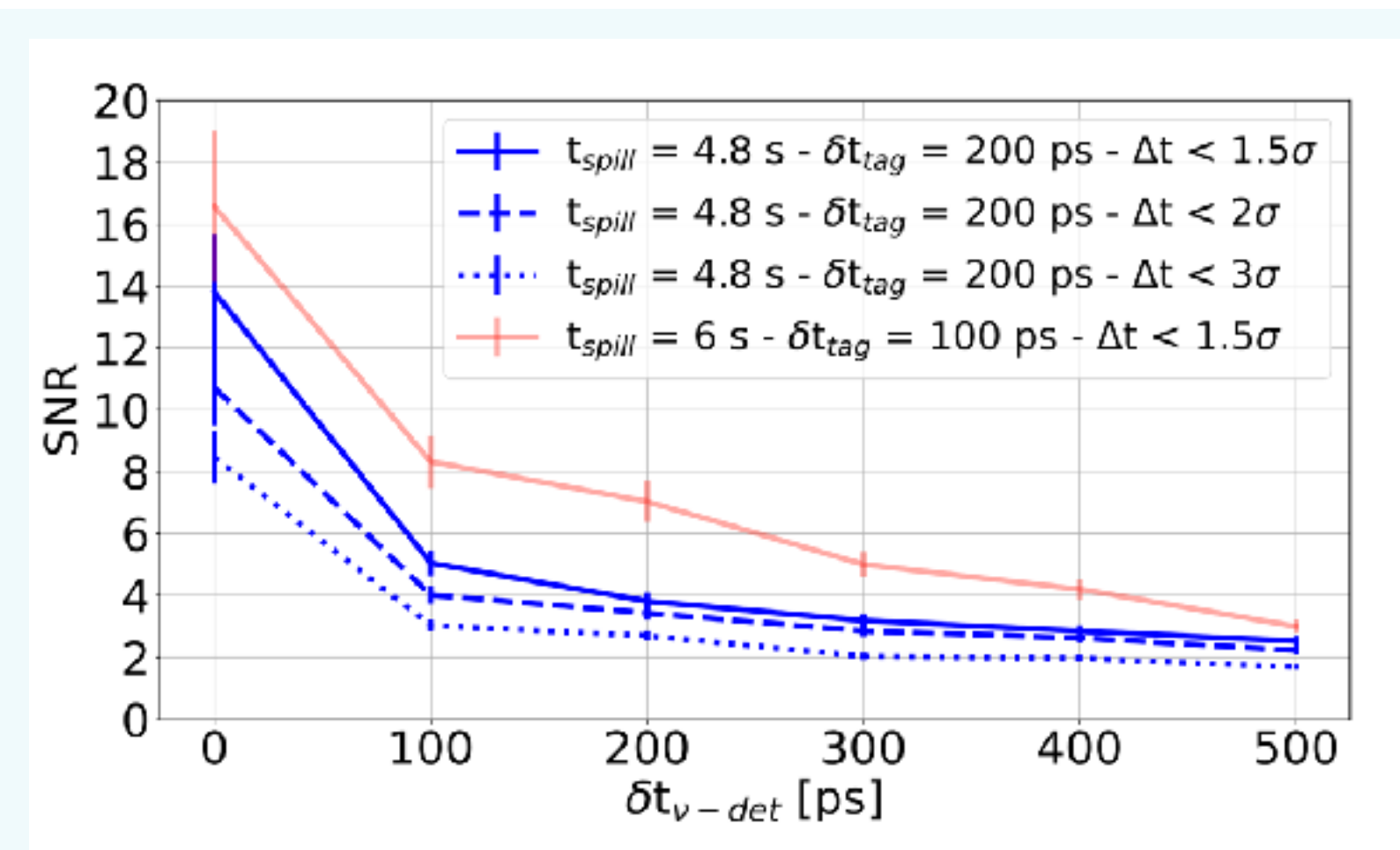
■ False positives from ν inside tagger ■ False positives from ν outside tagger



Perfect time resolution has an intrinsic 74 ps spread.



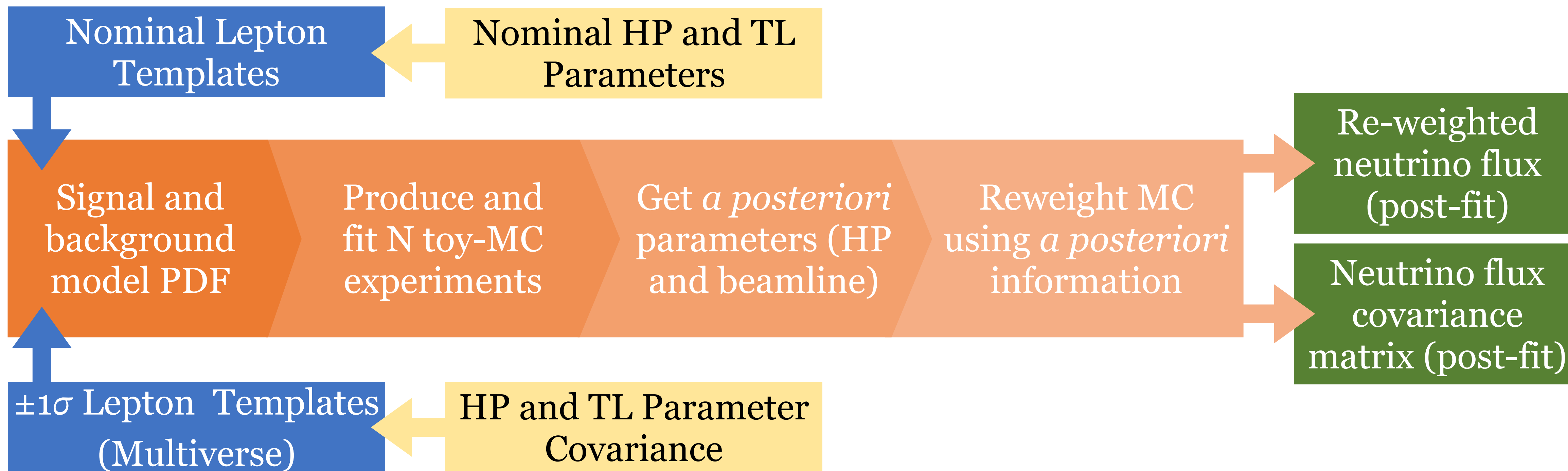
Efficiency smearing assuming resolution of ~200 ps.



Efficiency: 75.6%, S/N: 3.8, with previous resolution.



Flux Constraint Algorithm



- Extended maximum likelihood fit
- Build a signal+background model to fit lepton observables

- Hadro-production data from NA56/SPY experiment (reweight MC lepton templates)
- Hadro-production included as nuisance parameters

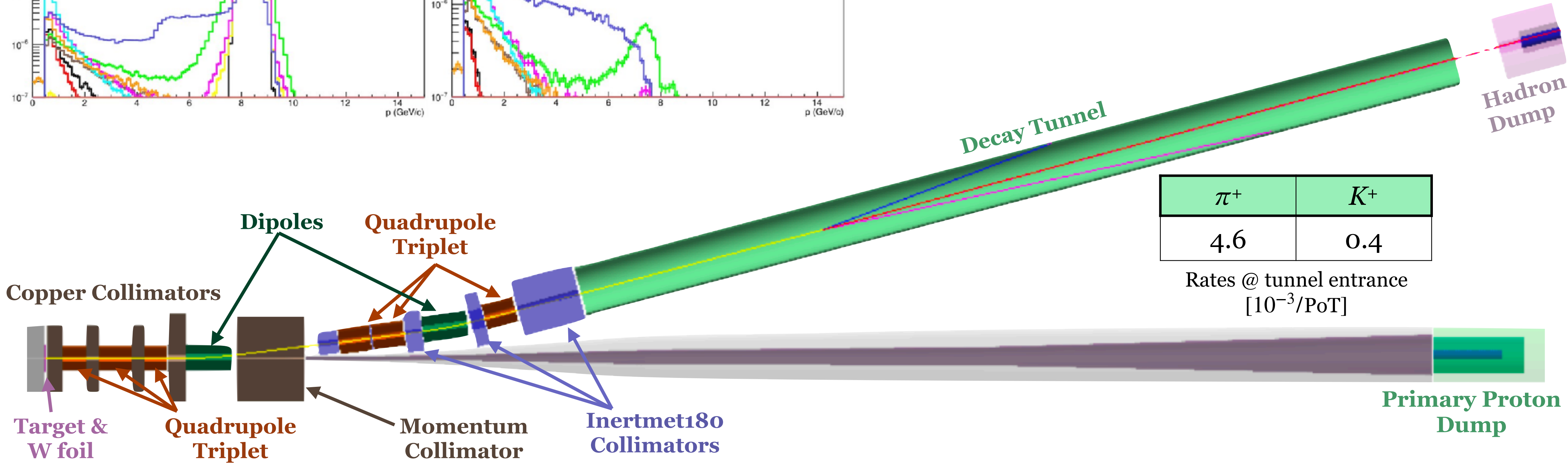
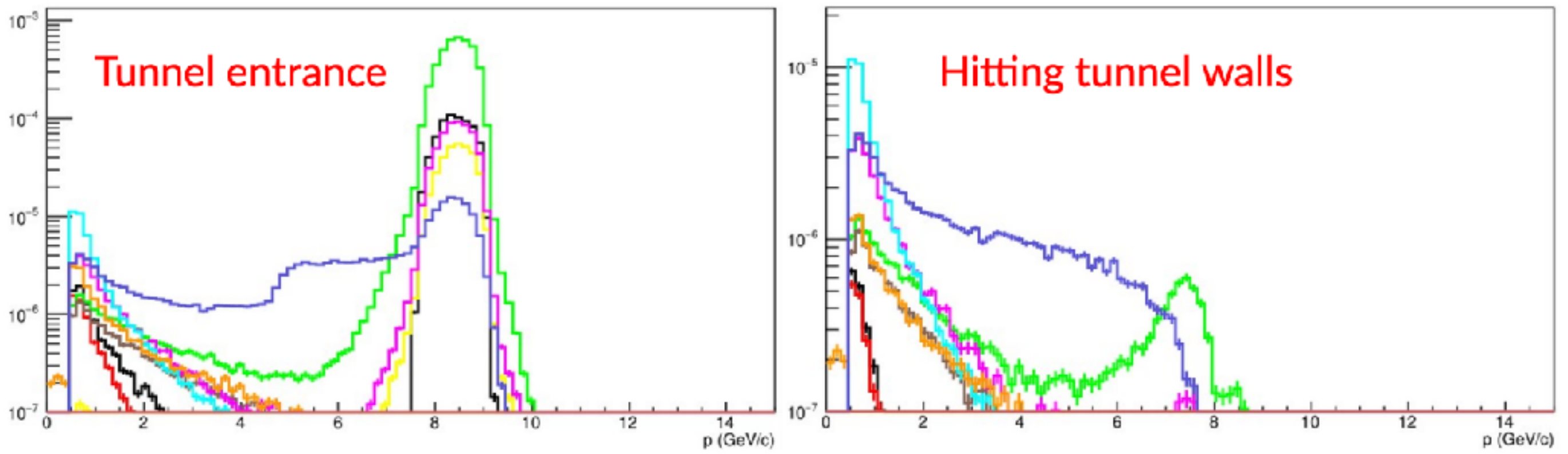
Full facility implemented in GEANT4:

- Control over all parameters
- Access to full particle histories

Thus a complete assessment of ν flux systematics

Transfer line design a trade-off between:

1. Larger meson yield (larger ν flux)
2. Low background on tunnel walls



π^+	K^+
4.6	0.4

Rates @ tunnel entrance
[$10^{-3}/\text{PoT}$]

Tagged Neutrino Beams

L. N. Hand, “A Study of 40 to 90 GeV Neutrino Interactions Using a Tagged Neutrino Beam”, Proceedings of Second NAL Summer Study (1969).

V. V. Ammosov, A. A. Bel’kov, A. P. Bugorskij, UNK Internal Report, JINR-R-1-90-458 (1990).

F. Terranova et al., “A Monitored Neutrino Beam at the European Spallation Source”, Phys. Sci. Forum 8(1), 24 (2023).

Instrumentation

A. Berra et al., “Shashlik Calorimeters With Embedded SiPMs for Longitudinal Segmentation”, IEEE Trans. Nucl. Sci. 64(4), 1056-1061, (2017).

G. Ballerini et al., “Testbeam performance of a shashlik calorimeter with fine-grained longitudinal segmentation”, JINST 13 (01), 01028 (2018), arXiv:1801.06167 [physics.ins-det].

J. Bortfeldt et al., “PICOSEC: Charged particle timing at sub-25 picosecond precision with a Micromegas based detector”, NIM A 903, 317-325 (2018), arXiv:1712.05256 [physics.ins-det].

F. Acerbi et al., “Irradiation and performance of RGB-HD Silicon Photomultipliers for calorimetric applications”, JINST 14(02), 02029 (2019), arXiv:1901.08430 [physics.ins-det].

M. Pari et al., “Characterization of the slow extraction frequency response”, Phys. Rev. Accel. Beams 24(8), 083501 (2021).

ENUBET Summaries

A. Longhin, L. Ludovici and F. Terranova, “A novel technique for measuring the electron neutrino cross-section”, Eur. Phys. J. C 75, 155 (2015), arXiv:1412.5987 [hep-ex].

F. Acerbi et al., “A high precision neutrino beam for a new generation of short baseline experiments”, EPPS (2018), arXiv:1901.04768 [physics.ins-det].

E. Parozzi et al., “The ENUBET ERC project for an instrumented decay tunnel for future neutrino beams”, NIM A 958, 162162 (2020).

F. Acerbi et al., “The ENUBET positron tagger prototype: construction and testbeam performance”, JINST 15(08), P08001 (2020), arXiv:2006.07269 [physics.ins-det].

A. Longhin and F. Terranova, “Enhanced NeUtrino BEams from kaon Tagging (ENUBET)”, Snowmass 2021 (2022), arXiv:2203.08319 [hep-ex].

F. Acerbi et al., “Design and performance of the ENUBET monitored neutrino beam”, EPJC 83, 964 (2023), arXiv:2308.09402 [hep-ex] (accepted to EPJC).

M. Pozzato et al., “Silicon Photomultipliers for the decay tunnel instrumentation of the ENUBET neutrino beam”, NIM A 983, 164482 (2020).



SPSC Reports

A. Longhin, F. Terranova, “NPO6/ENUBET annual report for the CERN-SPSC”, CERN Status Report, CERN-SPSC-2020-009 ; SPSC-SR-268 (2020).

A. Longhin, “NPO6/ENUBET annual report for the CERN-SPSC”, CERN Status Report, CERN-SPSC-2021-013 ; SPSC-SR-290 (2021).

A. Longhin, F. Terranova, “NPO6/ENUBET annual report for the CERN-SPSC”, CERN Status Report, CERN-SPSC-2022-016 ; SPSC-SR-310 (2022).

A. Longhin, F. Terranova, “The NPO6/ENUBET SPSC annual report”, CERN Status Report, CERN-SPSC-2023-014 ; SPSC-SR-327 (2023).

ESS ν SB

A. Alekou et al., “The European Spallation Source neutrino Super Beam”, Snowmass 2021, arXiv:2203.08803 [physics.acc-ph].

A. Alekou et al., “The European Spallation Source neutrino Super Beam Conceptual Design Report”, Eur. Phys. J. Spec. Top. 231, 3779-3955 (2022), arXiv:2206.01208v1 [hep-ex].

A. Alekou et al., “The ESSnuSB Design Study: Overview and Future Prospects”, Universe 9(8), 347 (2023), arXiv:2303.17356 [hep-ex].

ν STORM

L. Alvarez-Ruso et al., “Neutrinos from Stored Muons (nuSTORM)”, Snowmass 2021, arXiv:2203.07545 [hep-ex].

P. Kyberd et al., “nuSTORM - Neutrinos from STOREd Muons: Letter of Intent”, FermiLAB Report FERMILAB-LOI-1028 (2012), arXiv:1206.0294 [hep-ex].

- A. Longhin, “High precision flux measurements in conventional neutrino beams: the ENUBET project”, PoS NOW2016, 35 (2017).
- A. Meregaglia, “ENUBET: Enhanced NeUtrino BEams from kaon Tagging”, JINST 11 (2016) no.12, C12040.
- F. Pupilli, “The ERC ENUBET Project: high precision neutrino flux measurements in conventional neutrino beams”, NuPhys2016 (2016), arXiv:1705.00150 [physics.ins-det].
- M. Pozzato, “High precision flux measurements with ENUBET”, J. Phys. Conf. Ser. 888, 012119 (2017).
- A. Coffani, “A narrow band neutrino beam with high precision flux measurements”, NuPhys2017 (2017), arXiv:1804.03248 [physics.ins-det].
- G. Ballerini, “Status of the ENUBET project”, J. Phys. Conf. Ser. 1056, 012047 (2018).
- M. Pari, “Shashlik calorimeters: novel compact prototypes for the ENUBET experiment”, Pisameet, 148-149 (2018), arXiv:1812.00672 [physics.ins-det].
- G. Brunetti, “The ENUBET Beamline”, NuPhys2018 (2019), arXiv:1903.09044 [physics.acc-ph].
- M. Tenti, “The ENUBET narrow band neutrino beam”, NuPhys2018 (2019), arXiv:1903.11416 [physics.ins-det].
- G. Brunetti, “ENUBET - Enhanced NeUtrino BEams from kaon Tagging”, Nuovo Cim.C 42(4), 179 (2019).
- F. Terranova, “Status of the ENUBET Project”, PoS NuFact2019, 121 (2020).
- C. Delogu, “The hadronic beamline of the ENUBET neutrino beam”, NuPhys2019 (2020), arXiv:2004.03196 [physics.acc-ph].
- F. Terranova, “The ENUBET Experiment”, PoS ICHEP2020, 182 (2021).
- V. Mascagna, “Decay tunnel instrumentation for the ENUBET neutrino beam”, IPRD2019 (2020), arXiv:2004.02532 [physics.ins-det].
- A. Branca, “The NPO6/ENUBET experiment: a monitored neutrino beam”, PoS PANIC2022, 271 (2022).
- F. Iacob, “Detector R&D for the ENUBET instrumented decay region”, PoS NuFact2021, 027 (2022).
- F. Pupilli, “Lepton reconstruction in the ENUBET tagger”, PoS NuFact2021, 025 (2022).
- A. Branca, “Fluxes and systematics reduction with decay monitoring”, PoS NuFact2021, 030 (2022).
- G. Brunetti, “The ENUBET project: a monitored neutrino beam”, PoS NuFact2021, 101 (2022).
- M. Torti, “The NPO6/ENUBET Project: Towards a Monitored Neutrino Beam”, MUPB 77, 415-417 (2022).
- F. Pupilli, “Monitored neutrino beams: NPO6/ENUBET”, PoS NOW2022, 031 (2023).
- A. Branca, “ENUBET: the first monitored neutrino beam”, PoS ICHEP2022, 611 (2023).